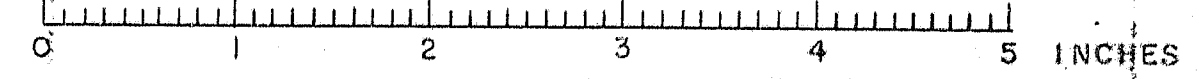
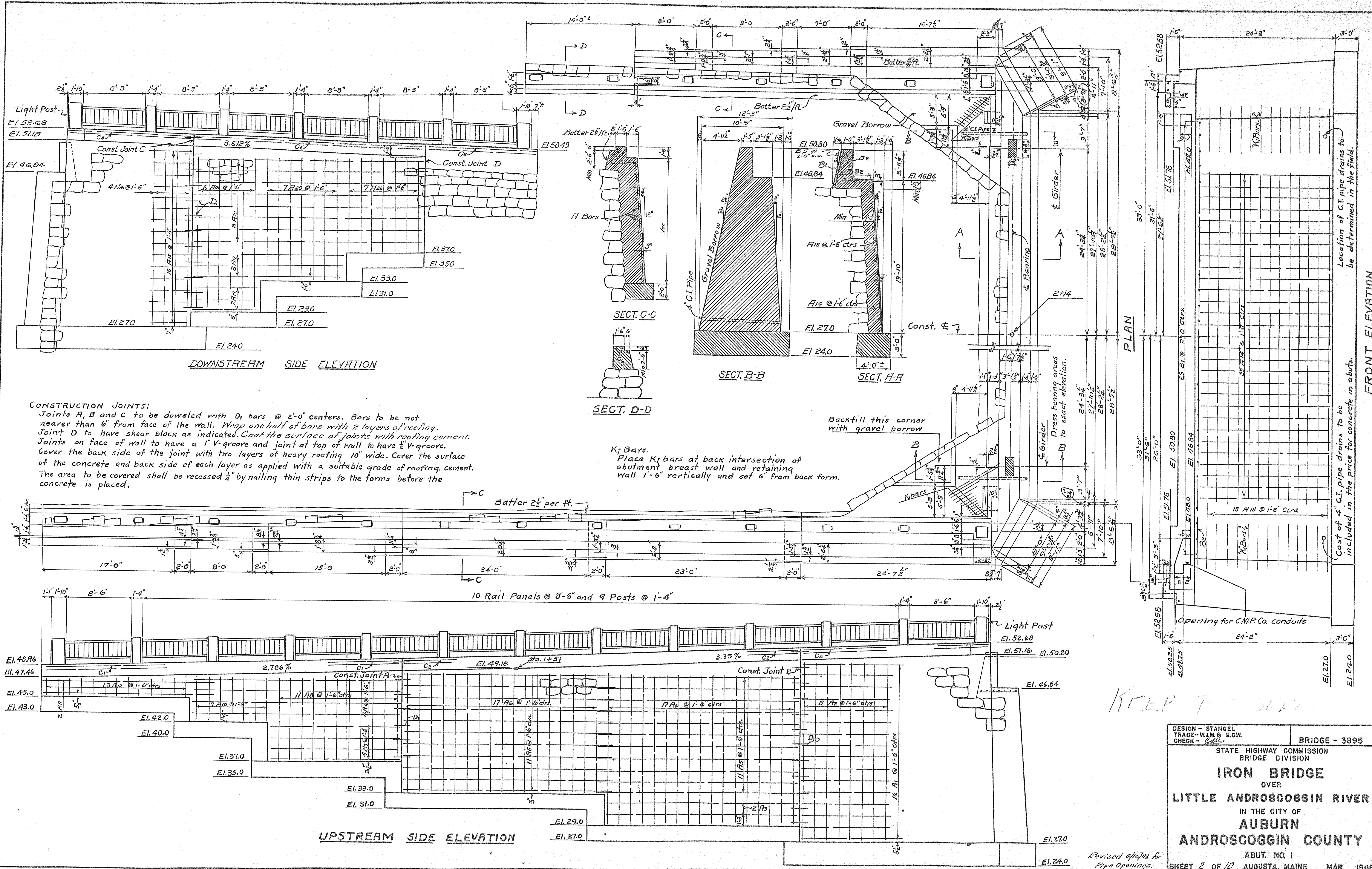
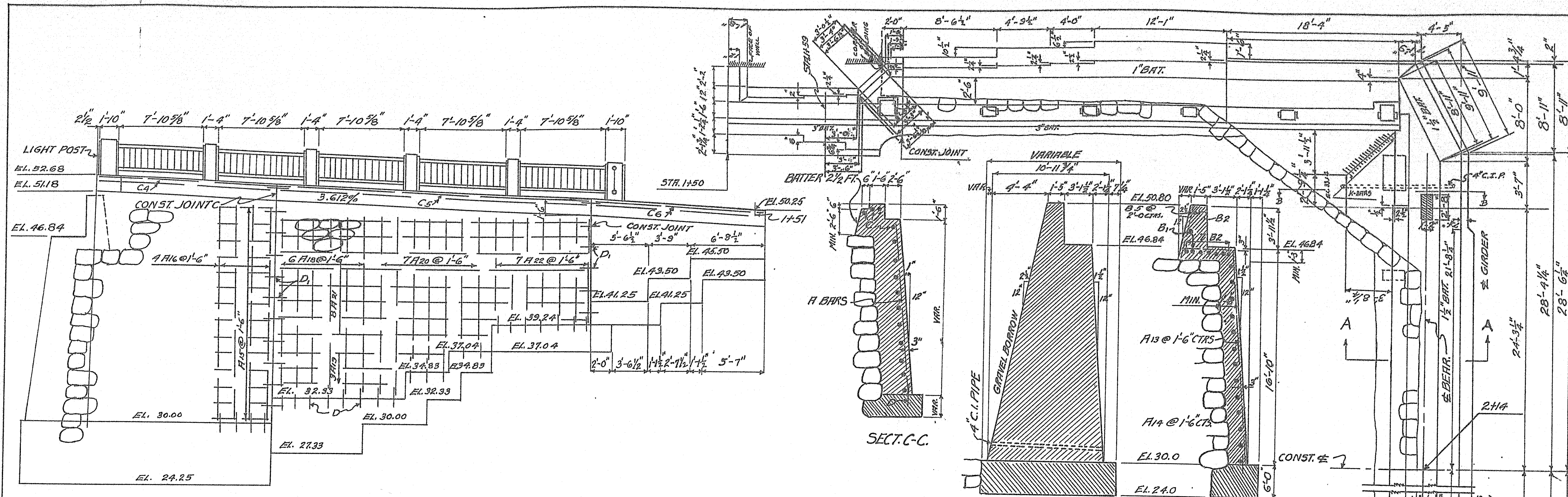


[illegible]





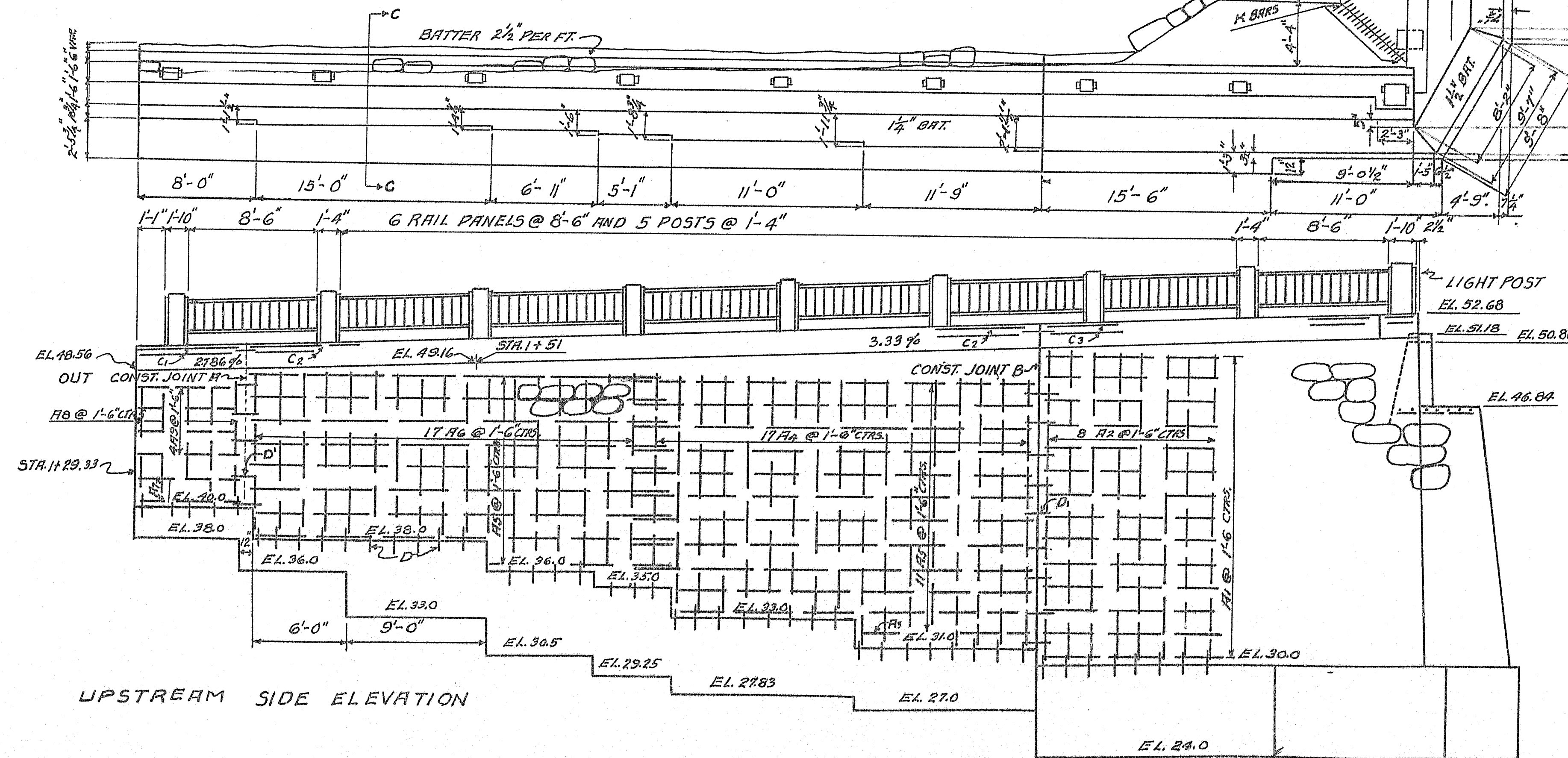
DOWNSTREAM SIDE ELEVATION

CONSTRUCTION JOINTS:

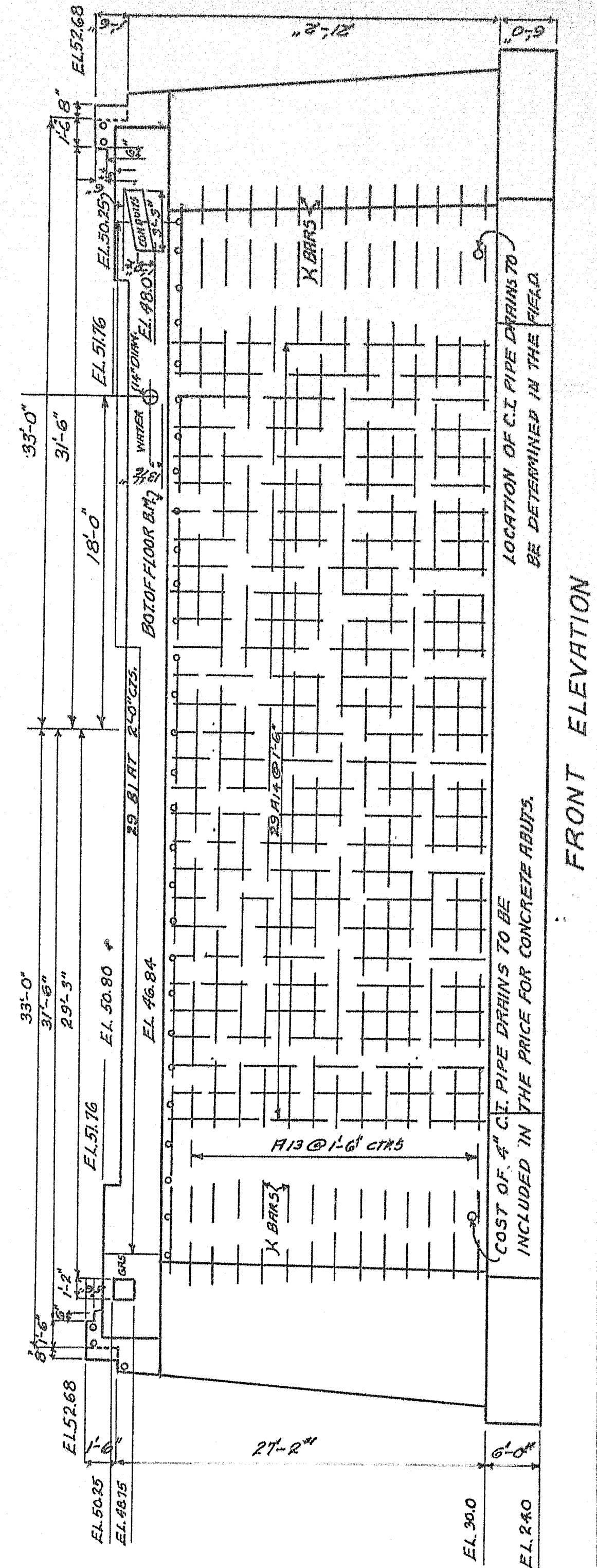
JOINTS A, B, AND C TO BE DOWELED WITH D₁₀ BARS @ 2'-0" CENTERS. BARS TO BE NOT NEARER THAN 6" FROM FACE OF THE WALL. WRAP ONE HALF OF BARS WITH 2 LAYERS OF ROOFING. JOINT D TO HAVE SHEAR BLOCK AS INDICATED. COAT THE SURFACE OF JOINT WITH ROOFING CEMENT. JOINTS ON FACE OF WALL TO HAVE A 1" V GROOVE AND JOINT AT TOP OF WALL HAVE 1/2" V GROOVE. COVER THE BACK SIDE OF THE JOINT WITH TWO LAYERS OF HEAVY ROOFING 10" WIDE. COVER THE SURFACE OF THE CONCRETE AND BACK SIDE OF EACH LAYER AS APPLIED WITH A SUITABLE GRADE OF ROOFING CEMENT. THE AREA TO BE COVERED SHALL BE RELEASED 1/4" ON NAILING THIN STRIPS TO THE FORMS BEFORE THE CONCRETE IS PLACED.

K-BARS

PLACE K BARS AT BACK INTERSECTION OF ABUTMENT BREAST WALL AND RETAINING WALL 1'-6" VERTICALLY AND SET 1'-6" FROM BACK FORM.

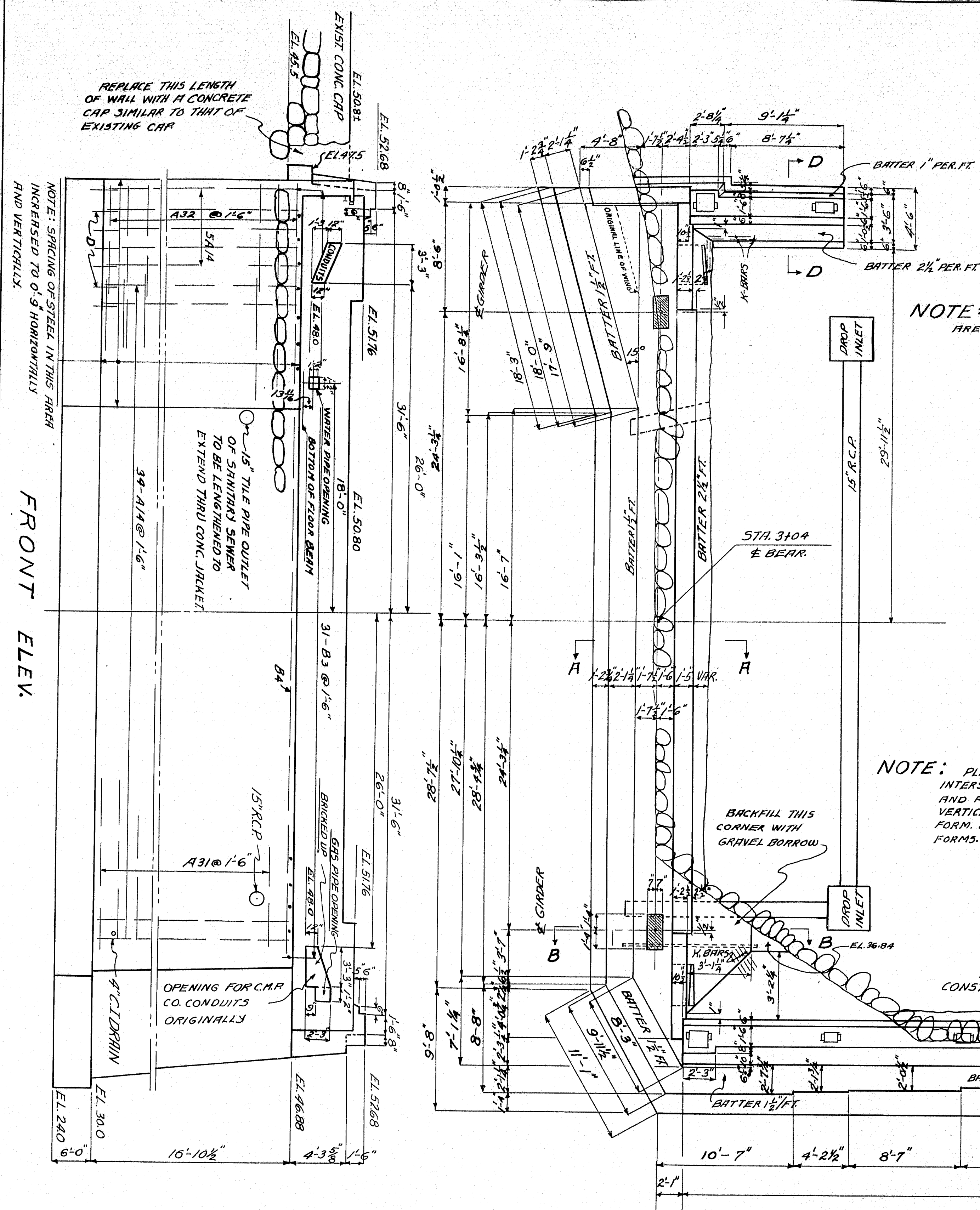


UPSTREAM SIDE ELEVATION

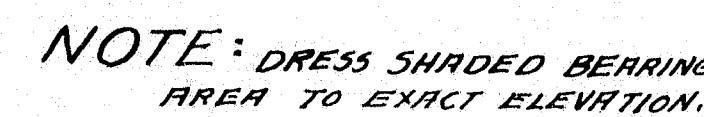


FRONT ELEVATION

DESIGN: G.L.J.
TRACED: G.L.J.
BRIDGE - 3895
STATE HIGHWAY COMMISSION
BRIDGE DIVISION
IRON BRIDGE
OVER
LITTLE ANDROSCOGGIN RIVER
IN THE CITY OF
AUBURN
ANDROSCOGGIN COUNTY
ABUT. NO. 1
SHEET 2 OF 10 AUGUSTA, MAINE FEB 1948



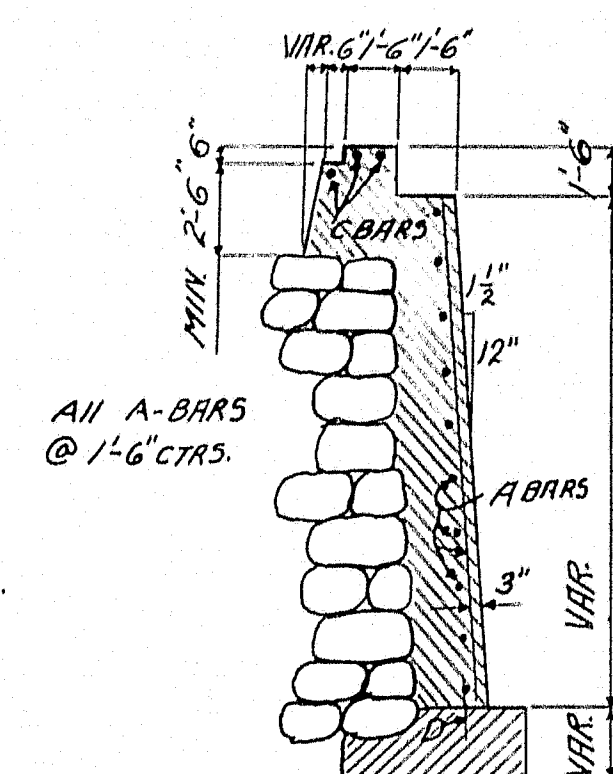
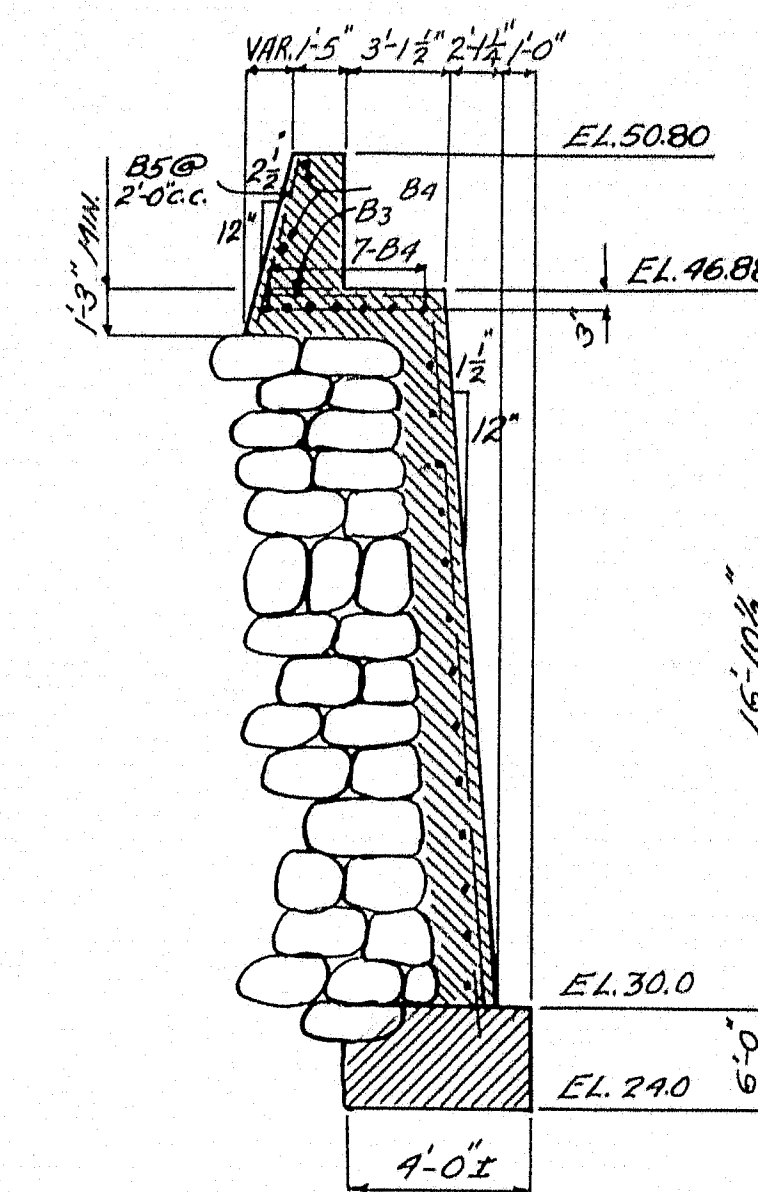
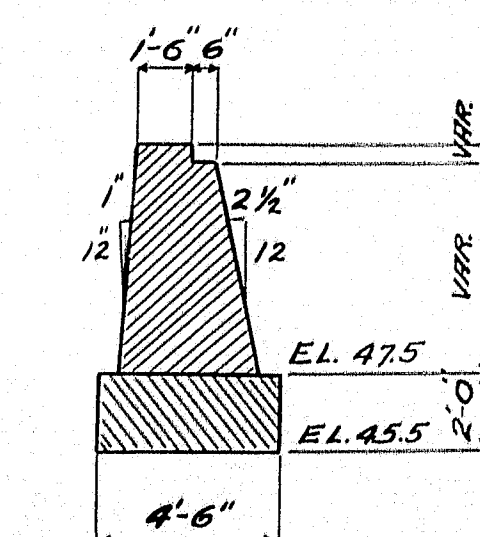
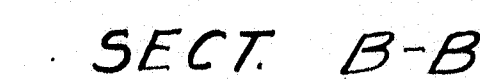
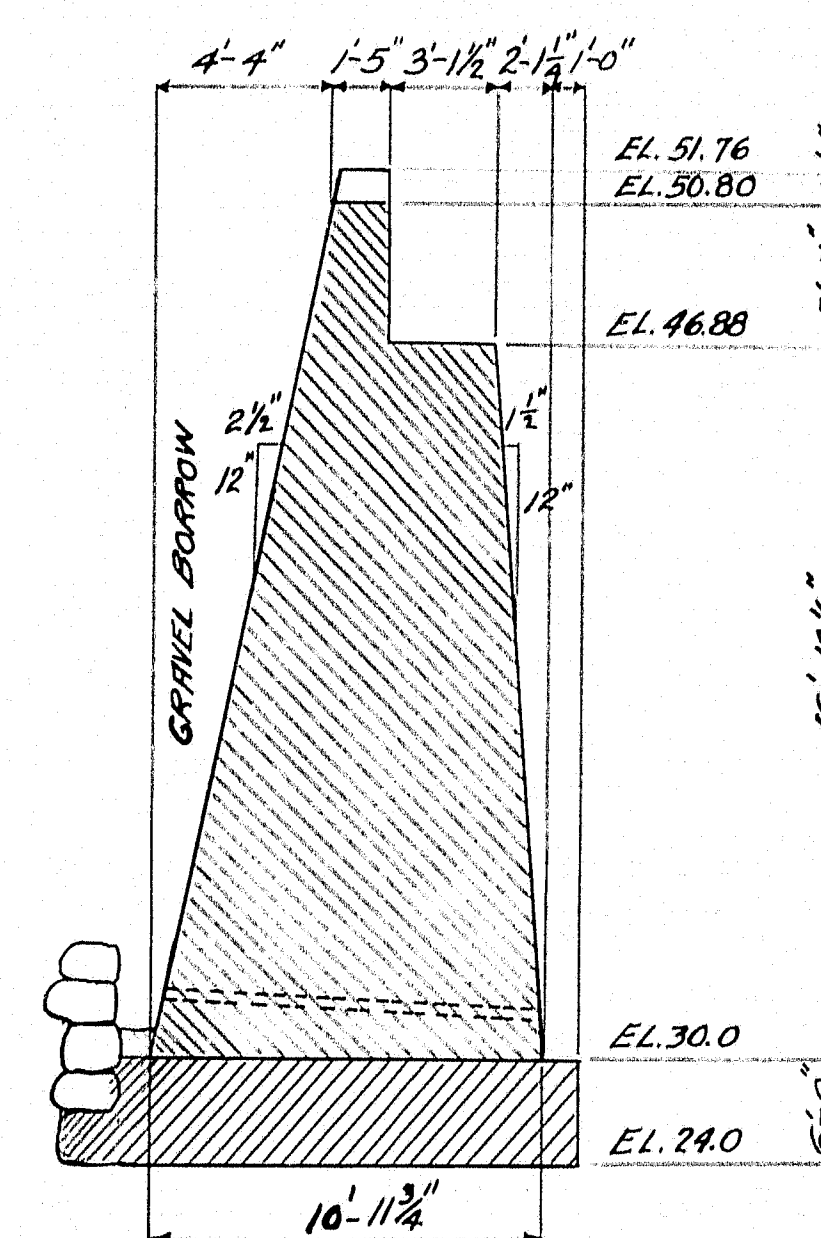
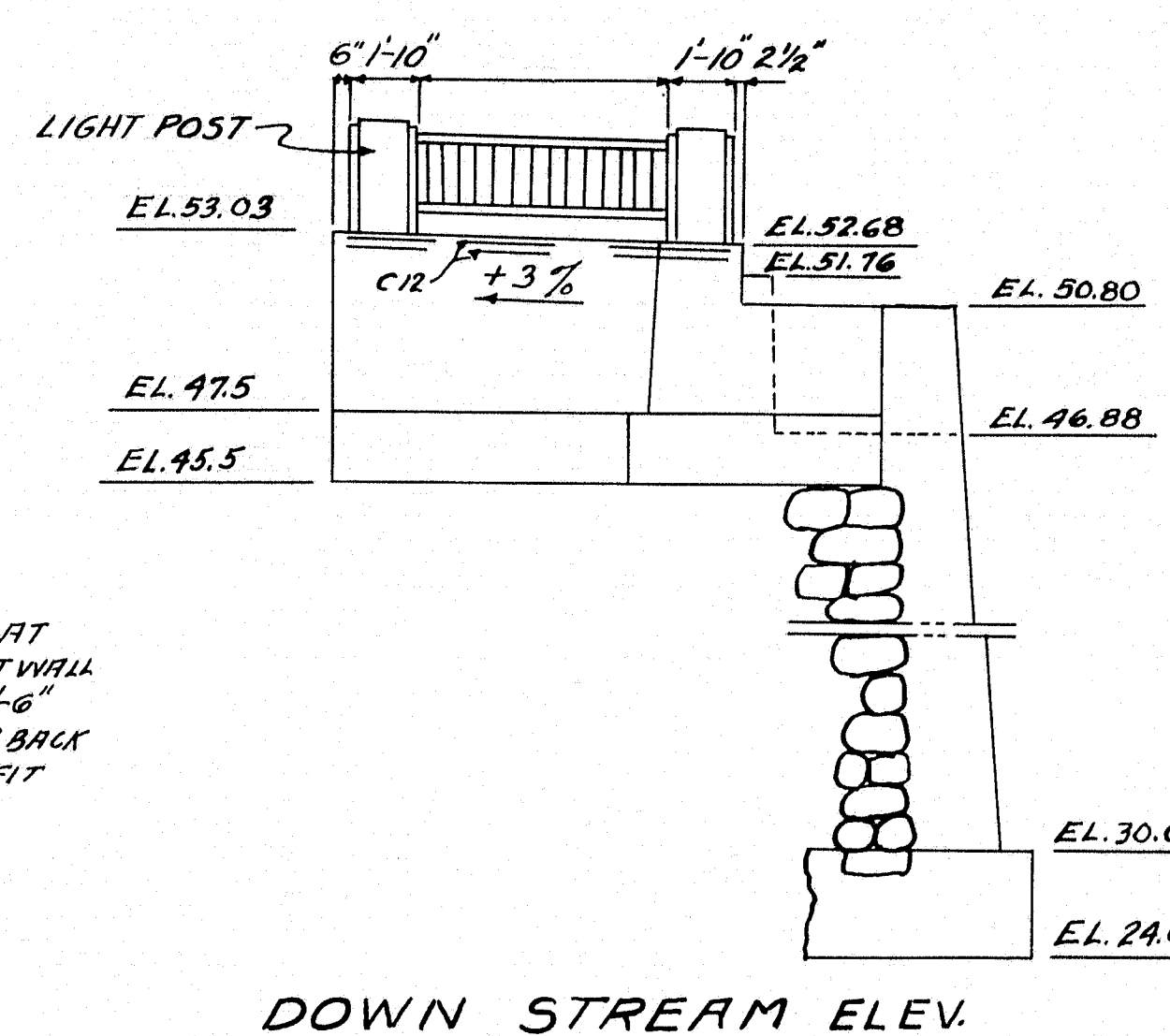
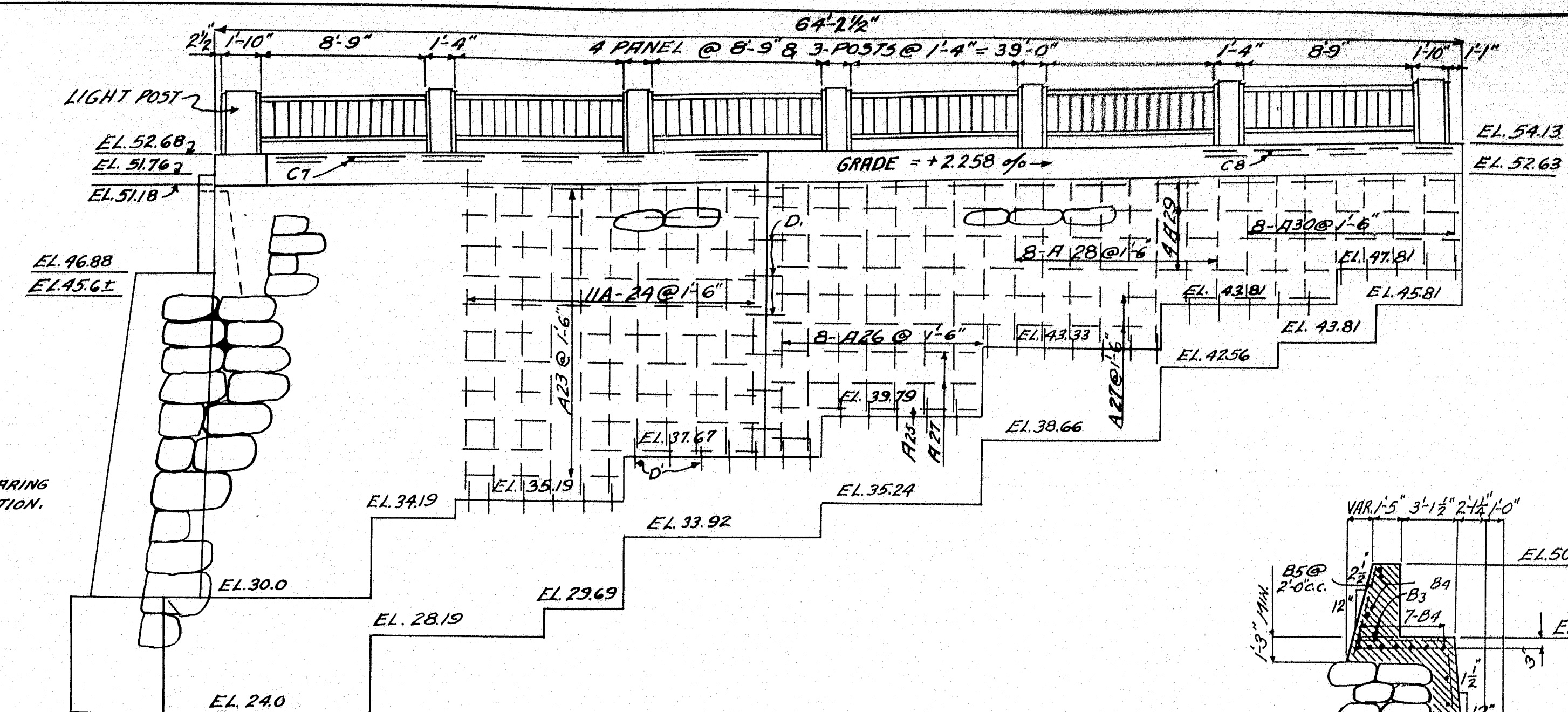
NOTE: "A" BARS USED ARE FROM THE ORIGINAL PLAN.



PLAN ABUTMENT #2

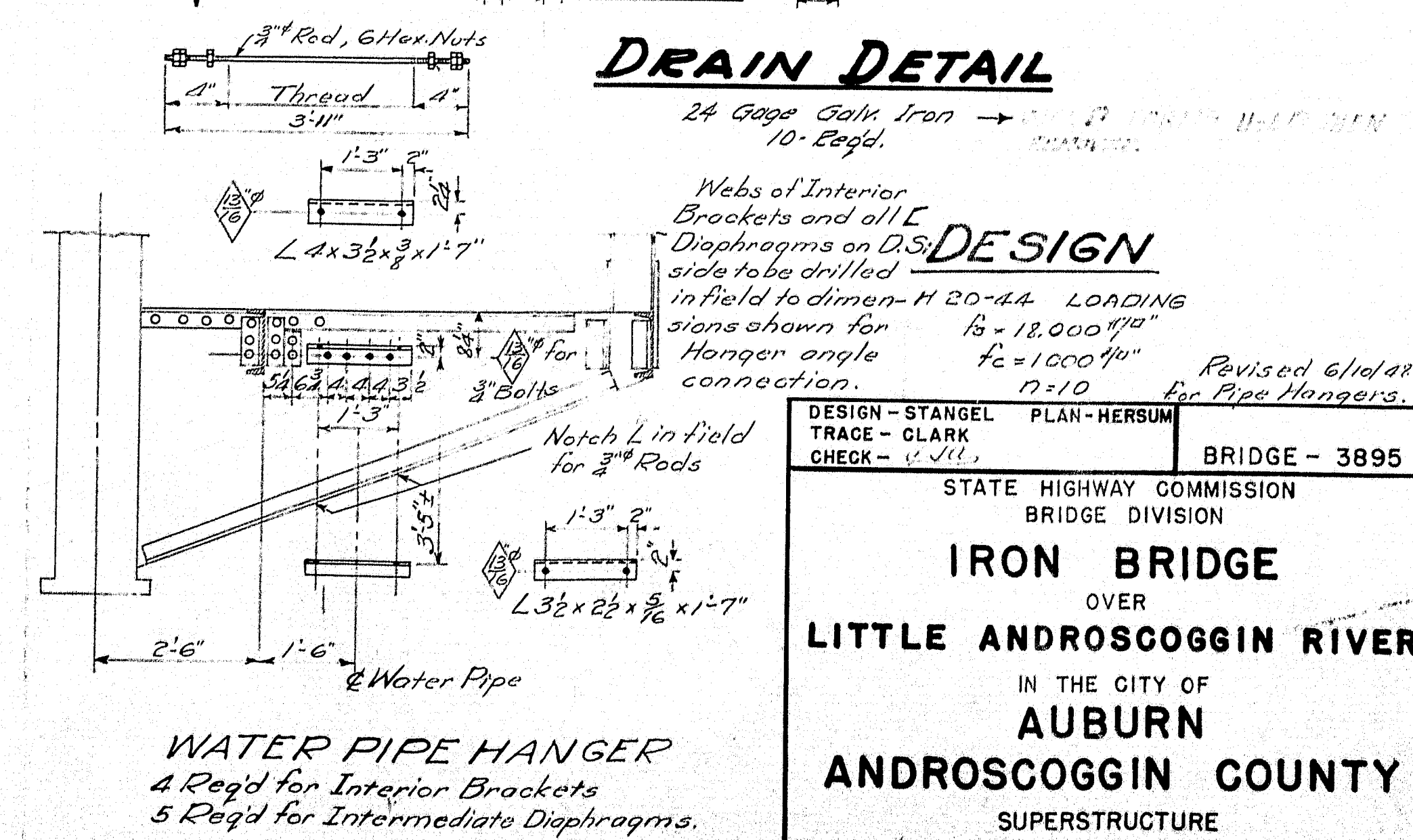
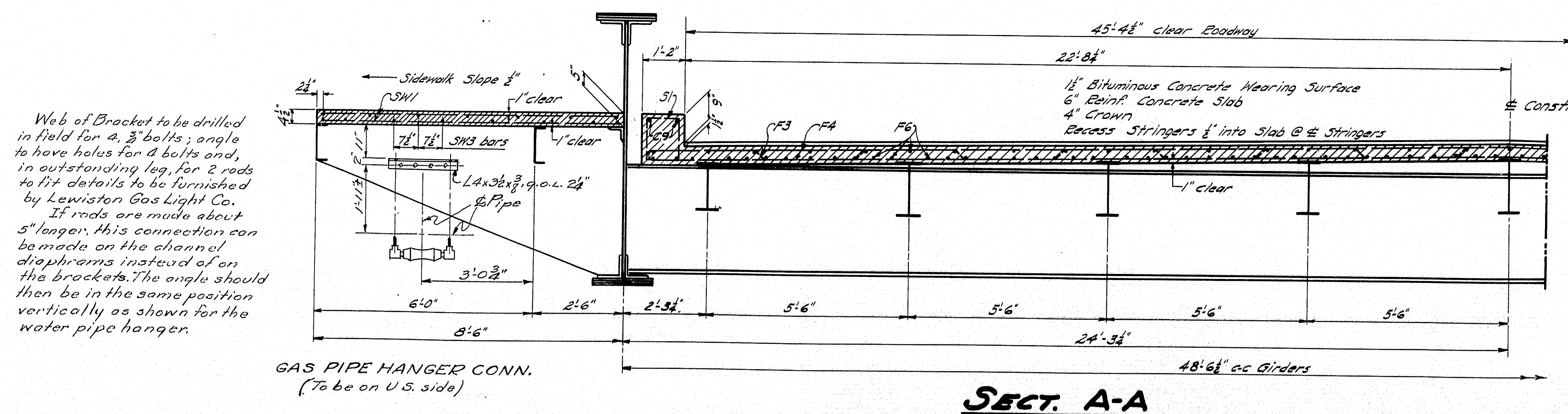
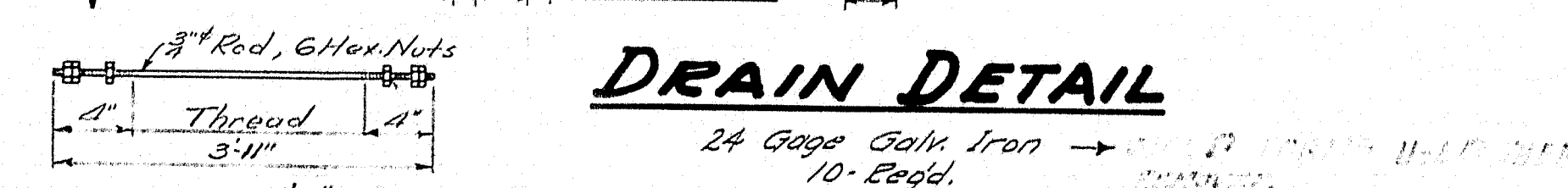
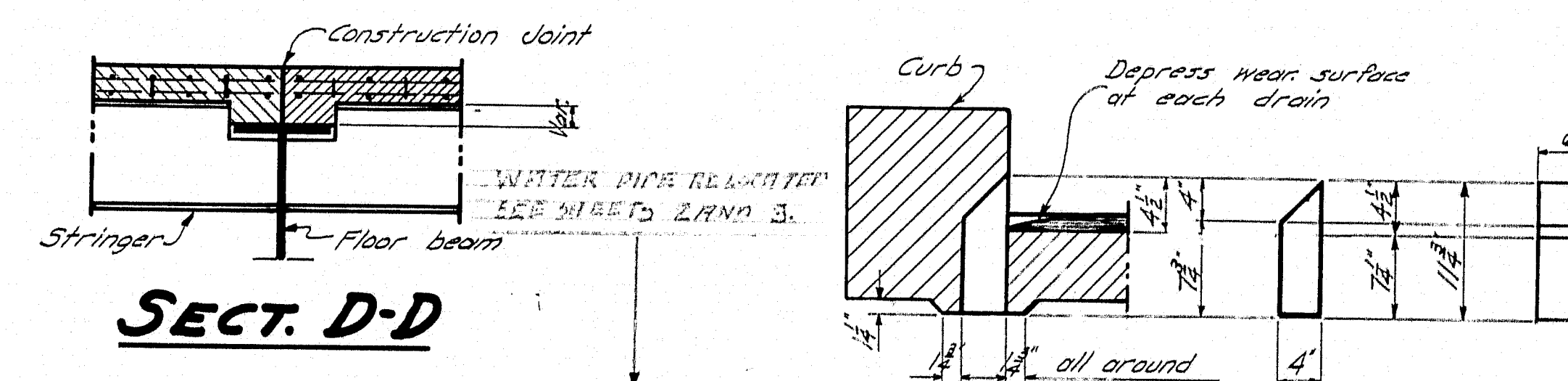
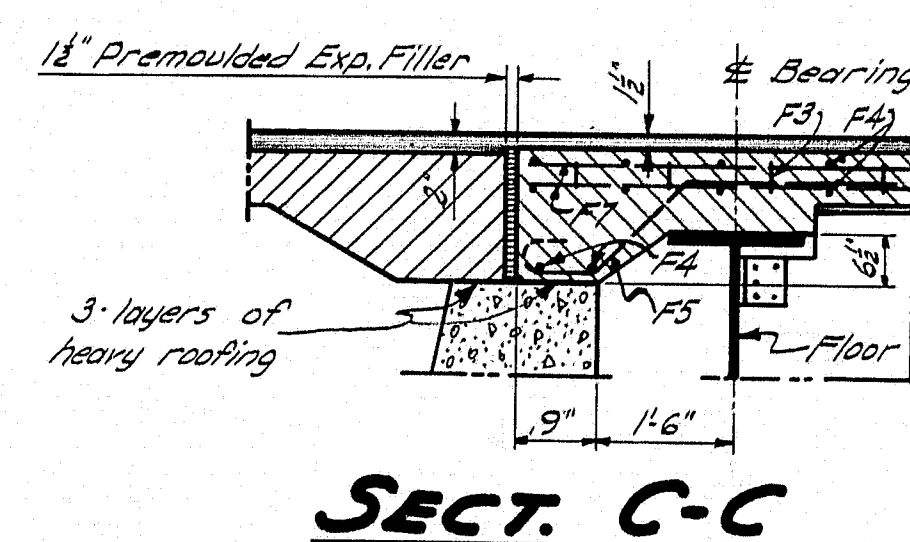
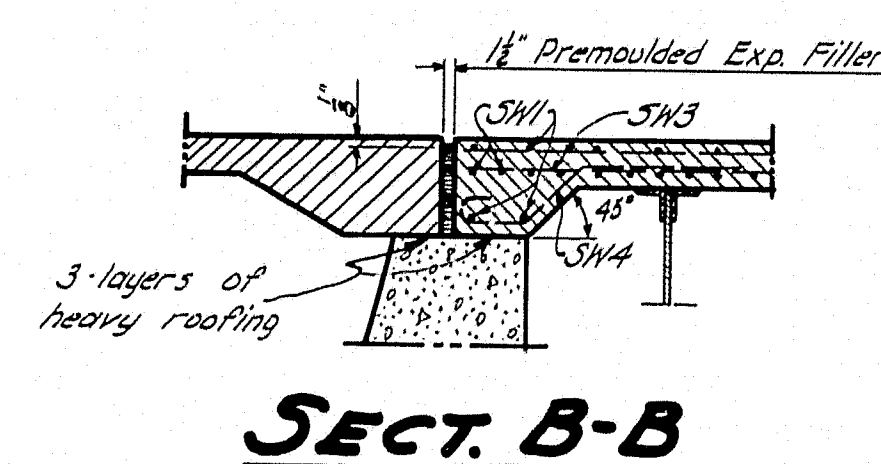
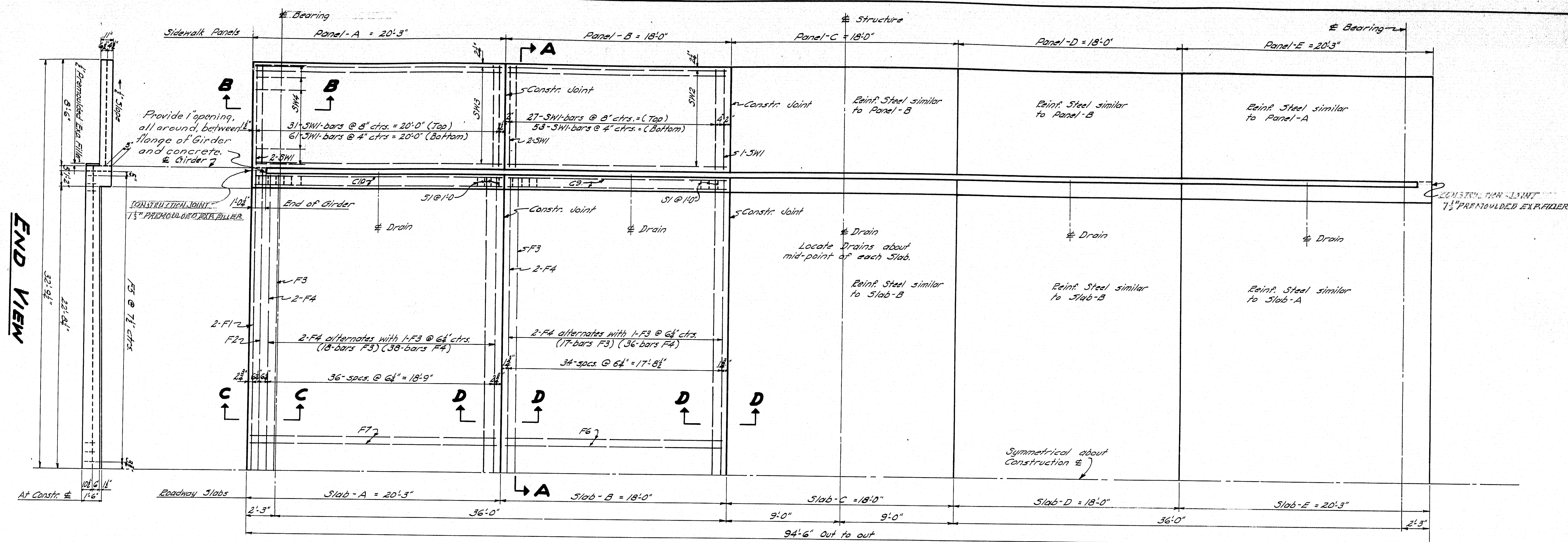
NOTE: PLACE BARS (K' AND K) AT INTERSECTION OF BREASTWALL AND RETAINING WALLS 1'-6" VERTICALLY AND 6" FROM BACK FORM. BEND BARS "K" TO FIT FORMS.

NOTE: CONSTRUCTION JOINT IN UPSTREAM RETAINING WALL TO BE DOWELED WITH 0 BARS @ 2'-0" CENTERS. BARS ARE NOT TO BE NEARER THAN 6" FROM FACE OF WALL. JOINT ON FACE OF WALL TO HAVE A 1" V-GROOVE. COVER THE BACK SIDE OF THE JOINT WITH TWO(2) LAYERS OF HEAVY ROOFING 10 WIDE. COAT THE SURFACE OF THE CONCRETE AND THE BACK SIDE OF EACH LAYER IS APPLIED WITH A SUITABLE GRADE OF ROOFING GEMENT. THE AREA TO BE COVERED IS TO BE RECESSED 4" BY NAILING THIN STRIPS TO THE FORMS BEFORE THE CONCRETE IS PLACED. WRAP ONE HALF OF DOWEL WITH 2 LAYERS OF ROOFING COAT THE SURFACE OF JOINT WITH ROOFING GEMENT.



DESIGN - G.L.J. TRACE - G.L.J. CHECK	BRIDGE- 3895
STATE HIGHWAY COMMISSION BRIDGE DIVISION	
IRON BRIDGE OVER LITTLE ANDROSCOGGIN RIVER IN THE CITY OF AUBURN ANDROSCOGGIN COUNTY	
ABUT. NO. 2	
SHEET 34 OF 10	AUGUSTA MAINE MAR 1949

46-19



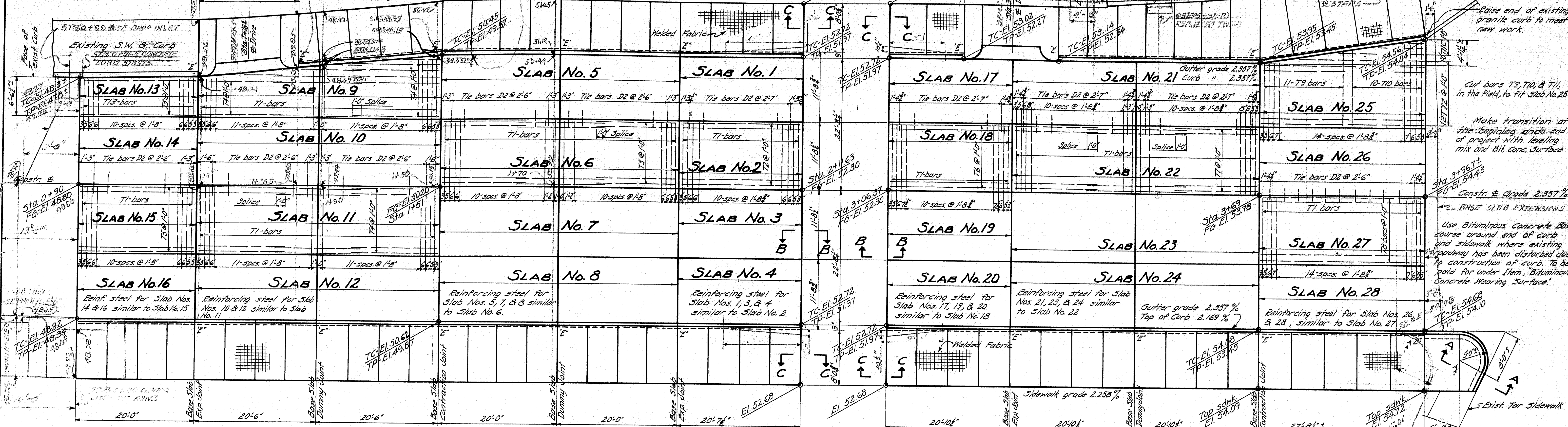
Where existing sidewalk is disturbed it is to be replaced with Bituminous Concrete wearing Surface Material.

STA 1+24.5 SIDE WALK AND CURB FLUSH
STA 1+15.5 SIDE WALK AND CURB FLUSH
Cut bars T1 & T4 to fit Slab No. 9

Sidewalk Slabs to be about 5'-0" (both approaches)

Ramp existing 3'-0" conc. sidewalk from edge of new work. Max. slope 1" per ft.
THICKEN 3" WITH CONCRETE TO STATE EXTENDED DESIGN
TIE LINE BY OWNERS. ALL TOPPED WITH 3" OF CONCRETE. Carry edge of new sidewalk to face of buildings and provide suitable steps where necessary. Steps to be paid for under Item 27.D.

Make transition from new sidewalk to existing sidewalk with concrete.
Raise end of existing granite curb to meet new work.
Make transition at the beginning and end of project with leveling mix and Bit. Conc. Surface
Const. & Grade 2.357%
Use Bituminous Concrete Base course around end of curb and sidewalk where existing roadway has been disturbed due to construction of curb. To be paid for under Item, Bituminous Concrete Wearing Surface.



PLAN - NORTH APPROACH
Base Slab, Sidewalk, and Curb

NOTE: TC = Top of Curb
TP = Top of Pavement (Gutter)

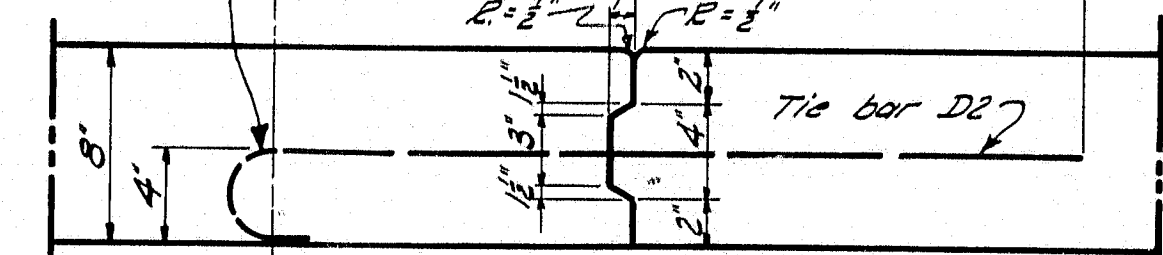
PLAN - SOUTH APPROACH
Base Slabs, Sidewalk & Curb

USED REINFORCED PRECAST
WIRE SPRING 6"x12" NO. 00
GRADE 100 a' SURFACES 2"x4"x6"
Welded Fabric Wire
spacing 6"x6", No. 4
gauge 38"/100"

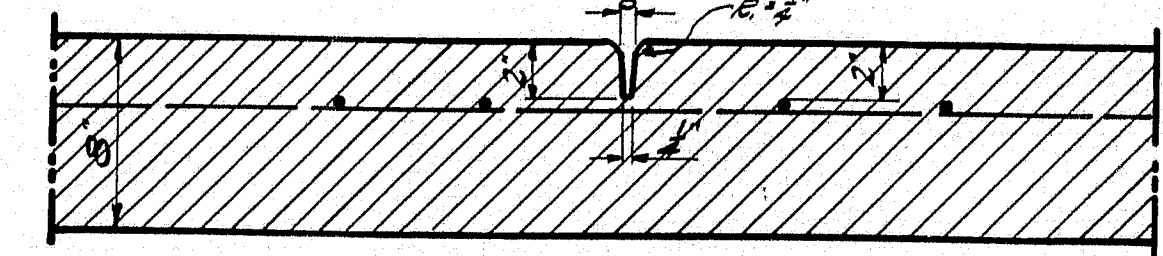
NOTE: All concrete curbs on base slabs to be paid for under Item 27B; Concrete Curbs.

TRANSV. APPROACH SECT.
Omit gravel base where existing base is of a suitable material.

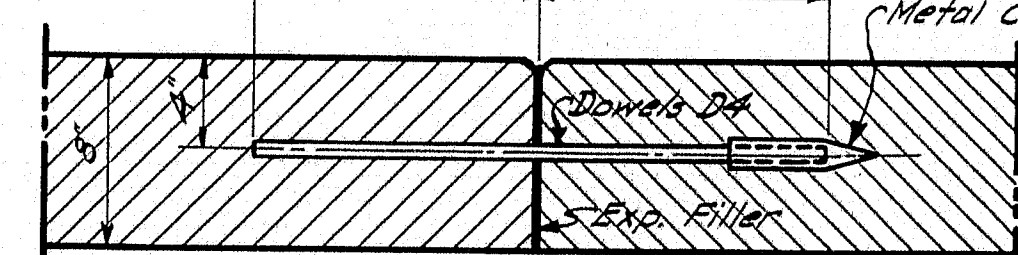
Tie bars D2 to be straightened before construction of adjacent slab



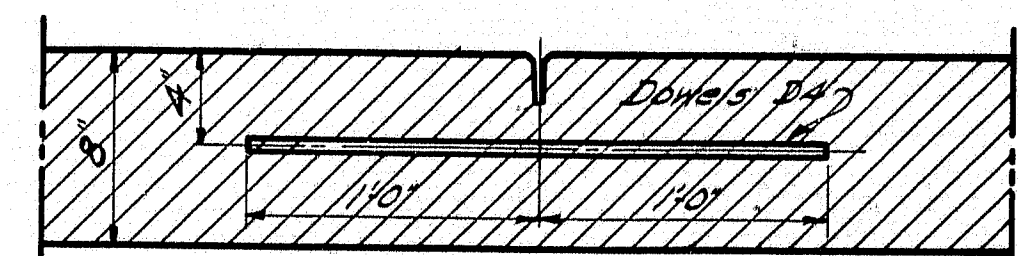
LONGITUDINAL JOINT



SECTION D-D
Dummy joint



SECTION D-D
Expansion joint

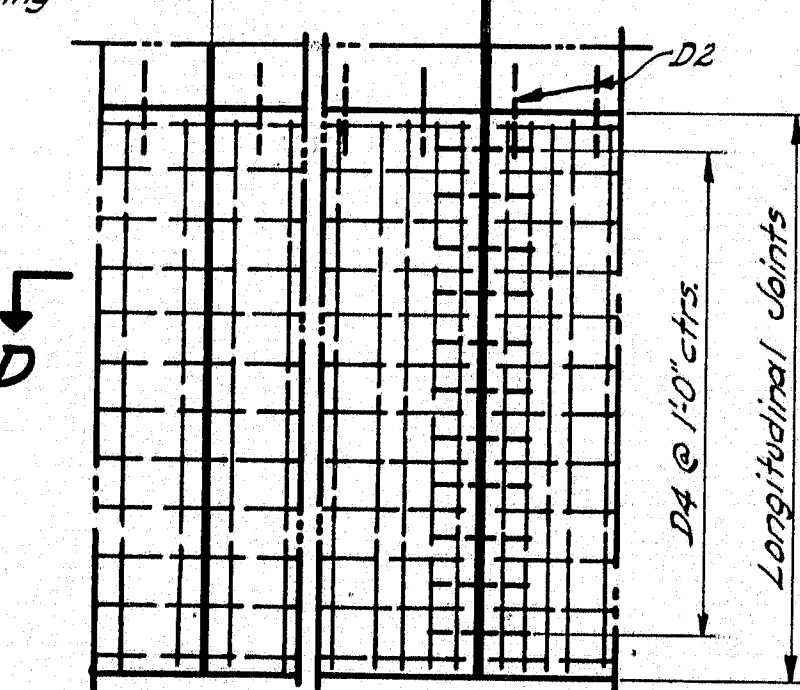


SECTION D-D
Contraction joint

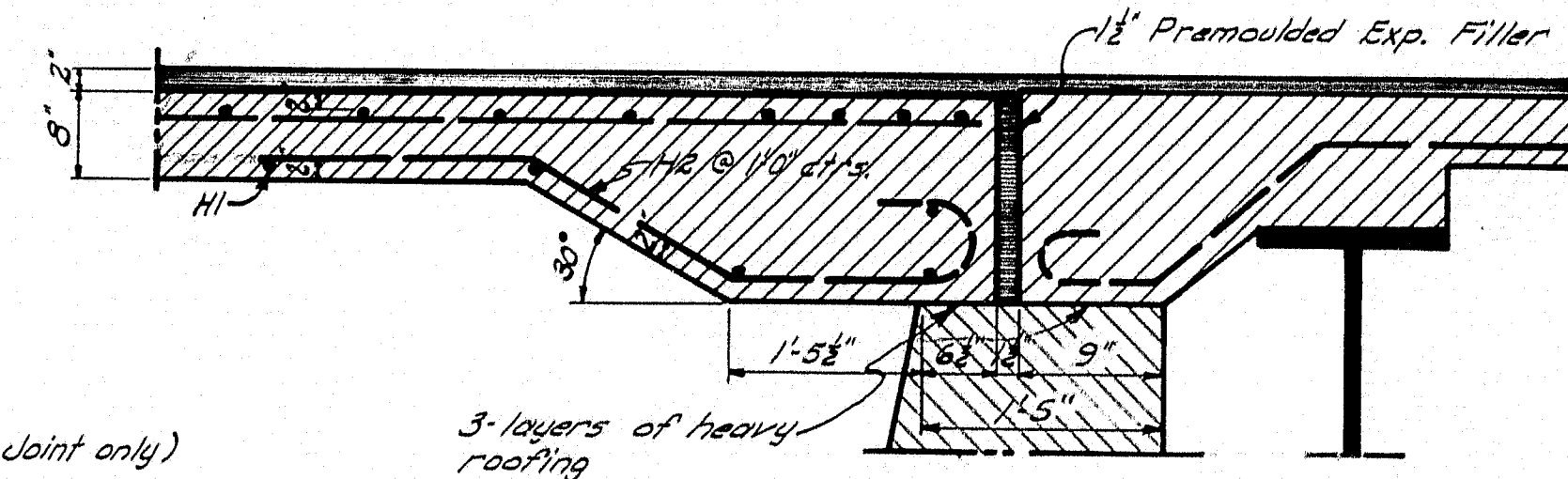
BASE SLAB JOINTS

Dowels D4 in transverse expansion and contraction joints must be held accurately in place, perpendicular to the plane of the cross section of the pavement. They shall have one half their length coated with bituminous material sufficient to break the bond. Dowels for the transverse expansion joints shall be provided with a 6" approved tight fitting metal cap which will allow 1/2 inch expansion. Dowels D4 shall be plain round bars.

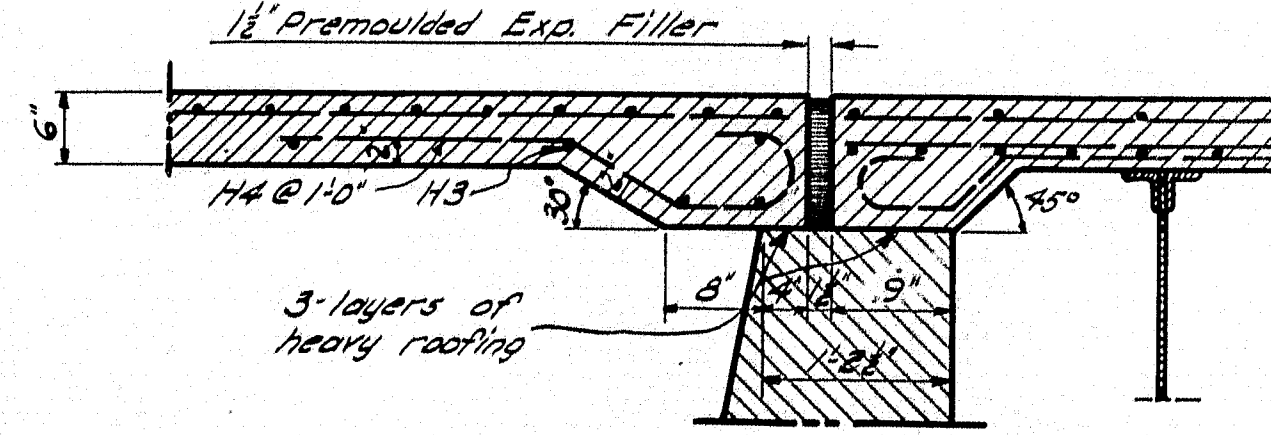
Transverse Joint
Expansion or Contraction
1/2" Premoulded Exp. Filler (Exp. Joint only)



PART PLAN

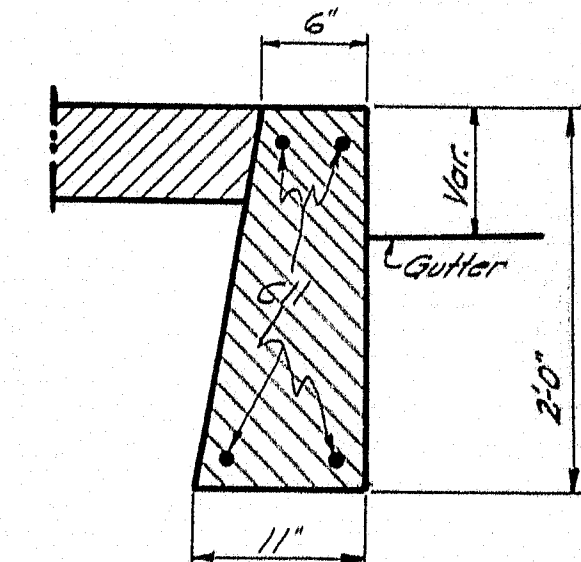


SECT. B-B
Over Backwall



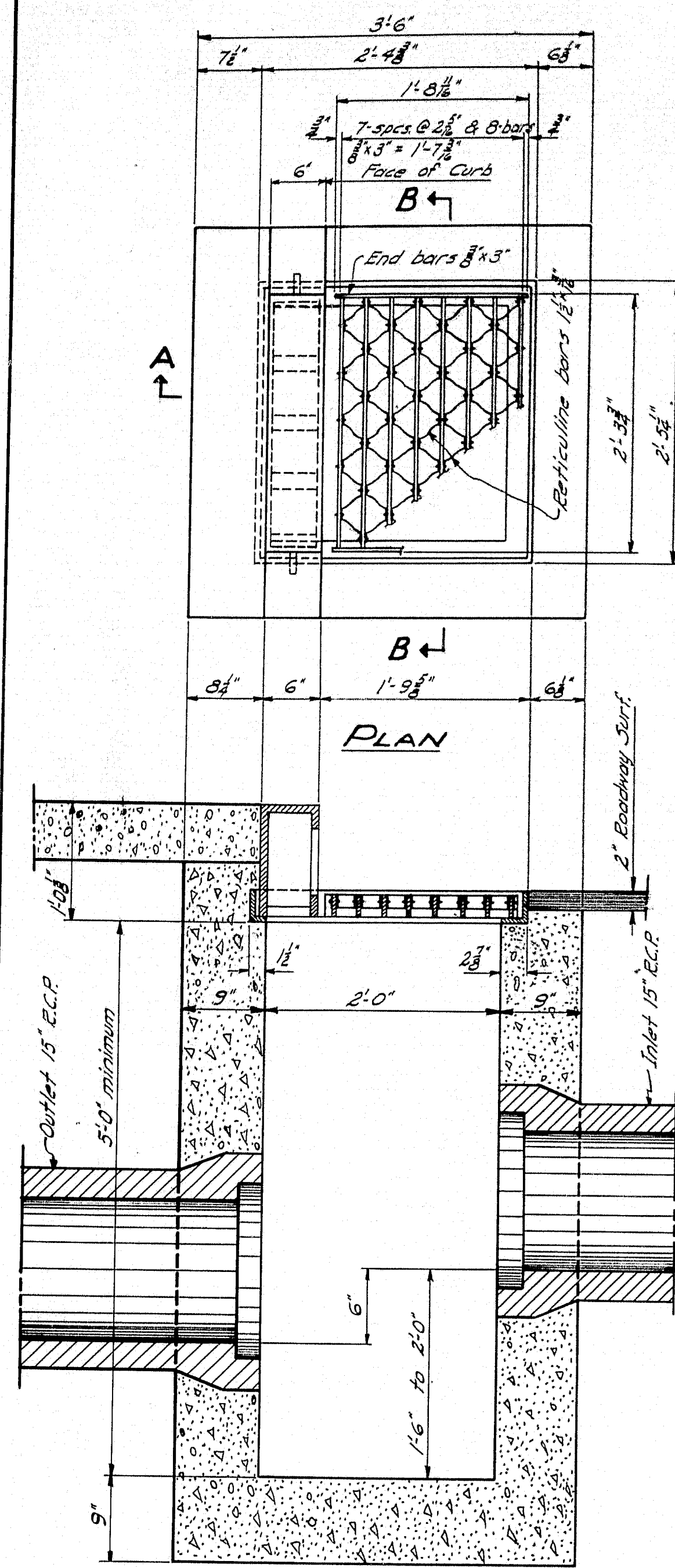
SECT. C-C
Over Backwall

NOTE: Place 1/2" Premoulded Expansion Joint Material at all joints marked "E"; Sidewalk and Curb. Place two (2) dowels D3 at each curb joint. Wrap one end of dowel with a layer of roofing.
Cut Welded Fabric in the field to fit sidewalk slabs.

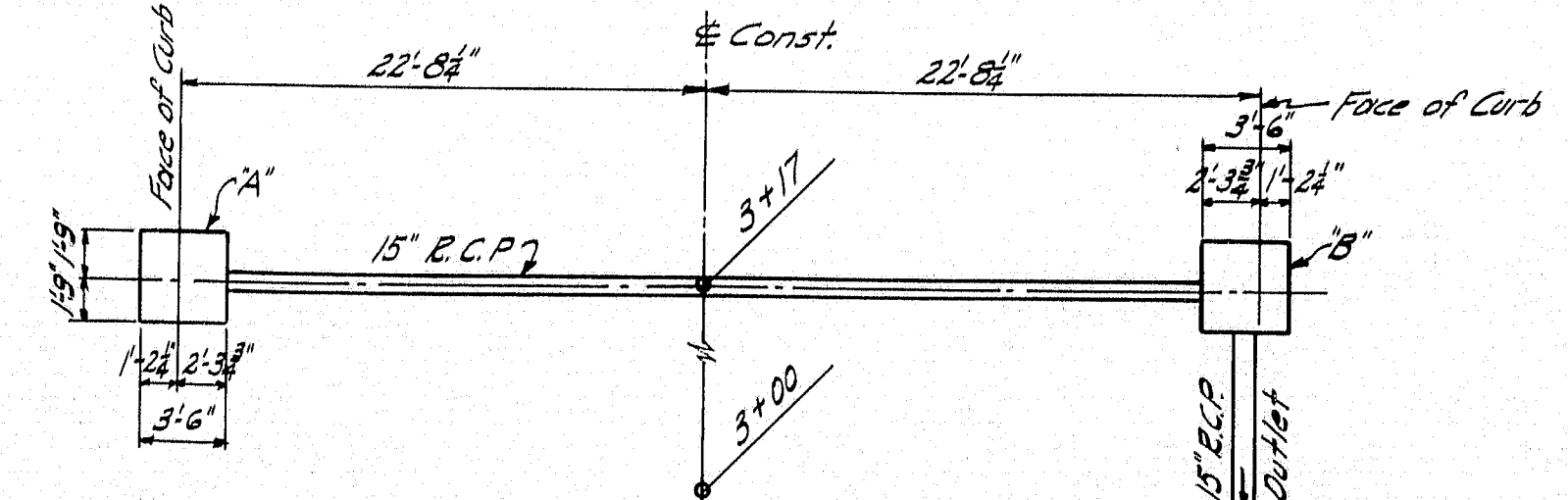


SECT. A-A
Curb @ 3+96.75 - Right

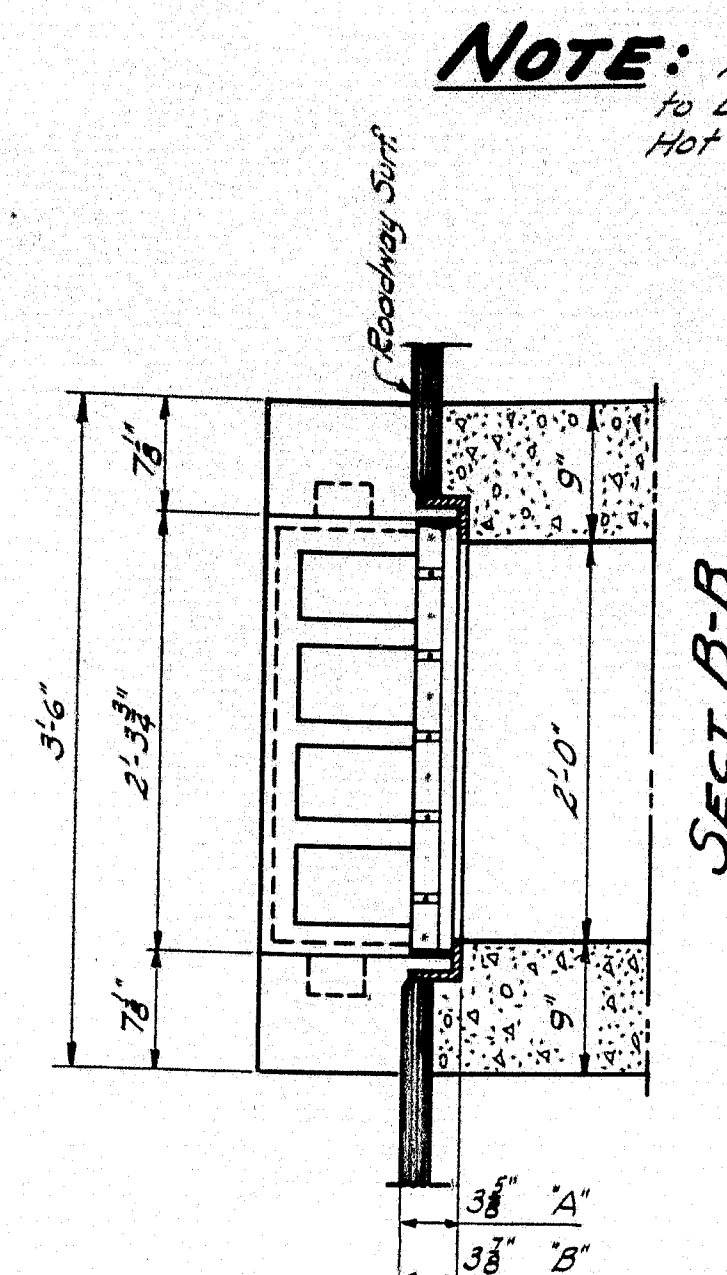
DESIGN - STANGEL
TRACE - CLARK
CHECK - [Signature]
BRIDGE - 3895
STATE HIGHWAY COMMISSION
BRIDGE DIVISION
IRON BRIDGE
OVER
LITTLE ANDROSCOGGIN RIVER
IN THE CITY OF
AUBURN
ANDROSCOGGIN COUNTY
APPROACHES
SHEET 5 OF 10 AUGUSTA, MAINE MAR. 1948



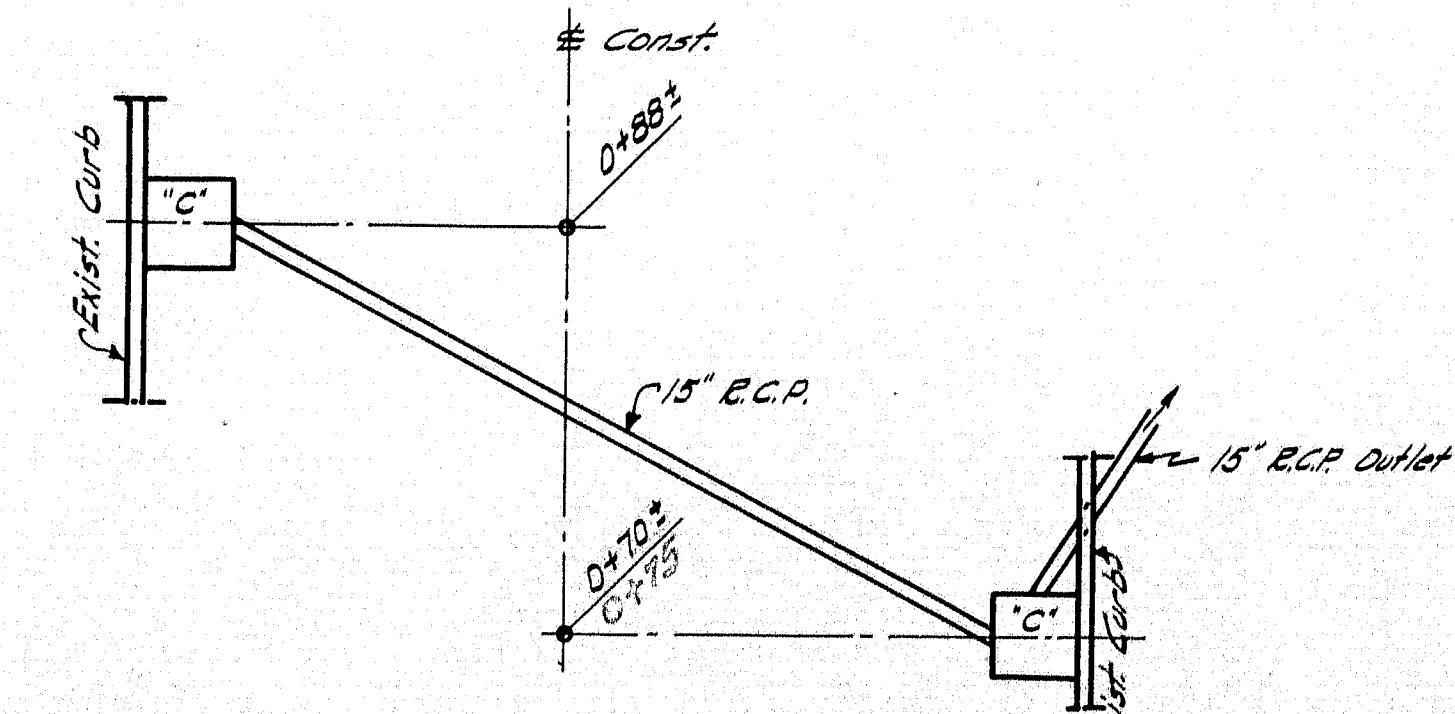
SECT. A-A
DROP INLETS "A" & "B"
Set Inlet grating level at right angles and with grade along roadway.



LOCATION D.I. "A" & "B"

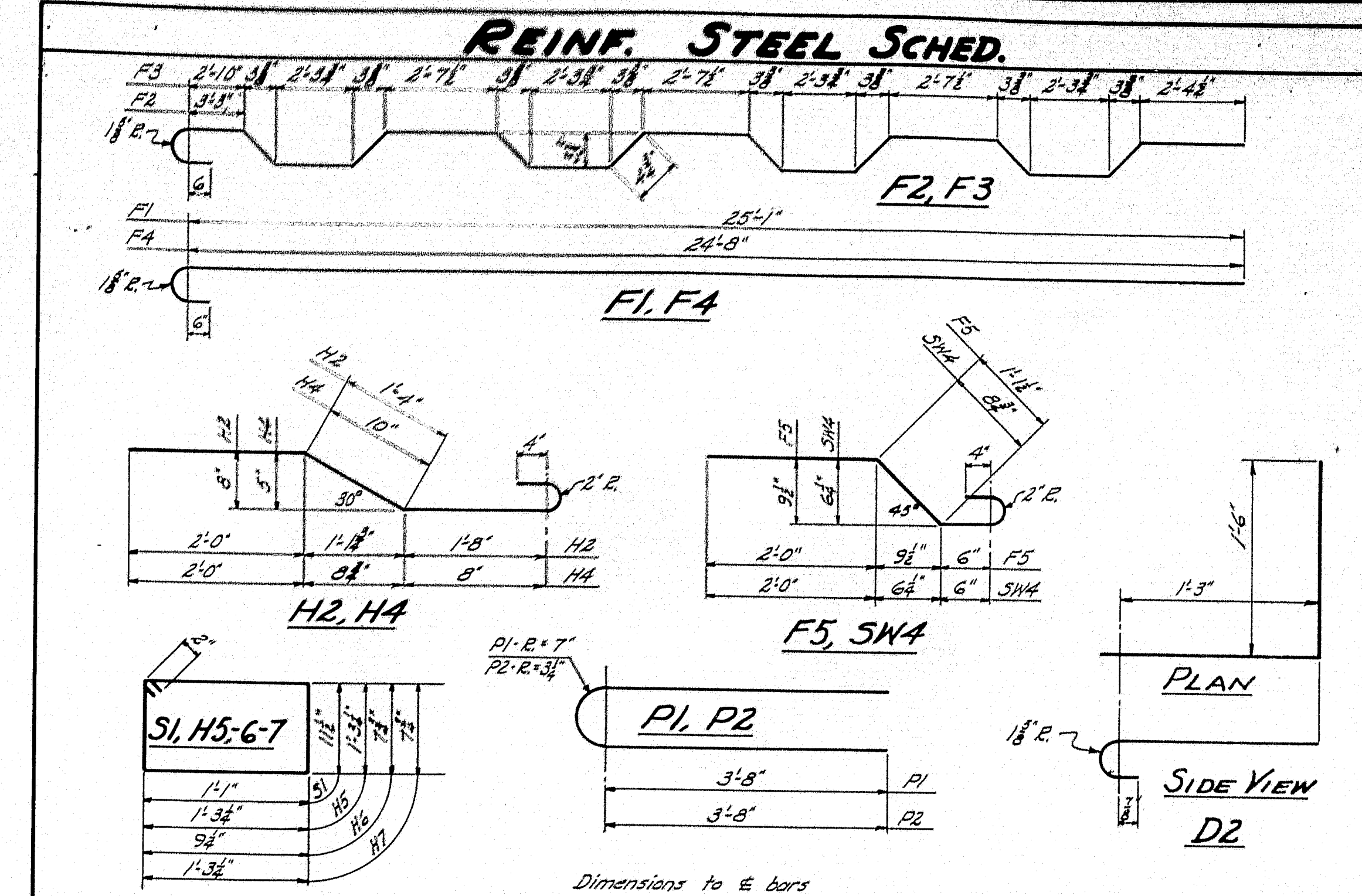


SECT. C-C
DROP INLET "C"
2 - Req'd.



LOCATION D.I. "C"

NOTE: All Drop Inlet grating to be galvanized by the Hot Dip Method.



STRAIGHT BARS				BENT BARS			
MARK	SIZE	No.	LENGTH	MARK	SIZE	No.	LENGTH
A1	3/8"	16	11'-0"	C1	1/2"	6	23'-9"
A2	3/8"	8	23'-2"	C2	1/2"	6	26'-3"
A3	3/8"	2	24'-9"	C3	3/8"	3	24'-5"
A4	3/8"	17	19'-6"	C4	3/8"	3	16'-0"
A5	3/8"	22	26'-5"	C5	3/8"	3	29'-9"
A6	3/8"	17	15'-0"	C6	3/8"	3	13'-9"
A7	3/8"	4	16'-9"	C7	3/8"	3	27'-10"
A8	3/8"	11	11'-0"	C8	3/8"	3	33'-9"
A9	3/8"	4	26'-9"	C9	3/8"	12	17'-9"
A10	3/8"	7	3'-9"	C10	3/8"	8	20'-0"
A11	3/8"	2	21'-3"	C11	3/8"	4	19'-0"
A12	3/8"	13	1'-8"	C12	3/8"	3	11'-6"
A13	3/8"	26	21'-3"	D1	3/4"	40	2'-6"
A14	3/8"	68	19'-7"	D2	3/4"	412	1'-0"
A15	3/8"	16	3'-5"	D3	3/4"	220	2'-0"
A16	3/8"	4	23'-2"	D4	3/4"	220	2'-0"
A17	3/8"	3	8'-5"				
A18	3/8"	6	20'-3"				
A19	3/8"	3	19'-9"				
A20	3/8"	7	16'-5"				
A21	3/8"	8	29'-9"				
A22	3/8"	7	12'-3"				
A23	3/8"	15	15'-8"				
A24	3/8"	11	21'-5"				
A25	3/8"	3	11'-4"				
A26	3/8"	8	15'-2"				
A27	3/8"	4	23'-9"				
A28	3/8"	8	11'-0"				
A29	3/8"	4	33'-9"				
A30	3/8"	8	5'-3"				
A31	3/8"	26	27'-5"				
A32	3/8"	13	9'-0"				
B1	1/2"	29	5'-11"				
B2	3/4"	18	29'-6"				
B3	1/2"	31	5'-11"				
B4	3/4"	12	32'-4"				
B5	3/8"	58	4'-0"				
F6	1/2"	339	17'-8 1/2"				
F7	1/2"	226	19'-11 1/2"				
D2	1/2"	230	3'-3"				
F1	3/4"	8	26'-0"				
F2	3/4"	4	26'-10"				
F3	3/4"	174	26'-5"				
F4	3/4"	376	25'-7"				
F5	1/2"	132	4'-5 1/2"				
H2	1/2"	38	5'-10"				
H4	1/2"	32	4'-4"				
H5	3/8"	16	5'-5"				
H6	3/8"	84	3'-2"				
H7	3/8"	16	4'-2"				
P1	3/4"	8	9'-2"				
P2	3/4"	50	8'-2"				
S1	3/8"	190	4'-3"				
SW4	1/2"	28	4'-1"				

REINFORCING STEEL SCHEDULE

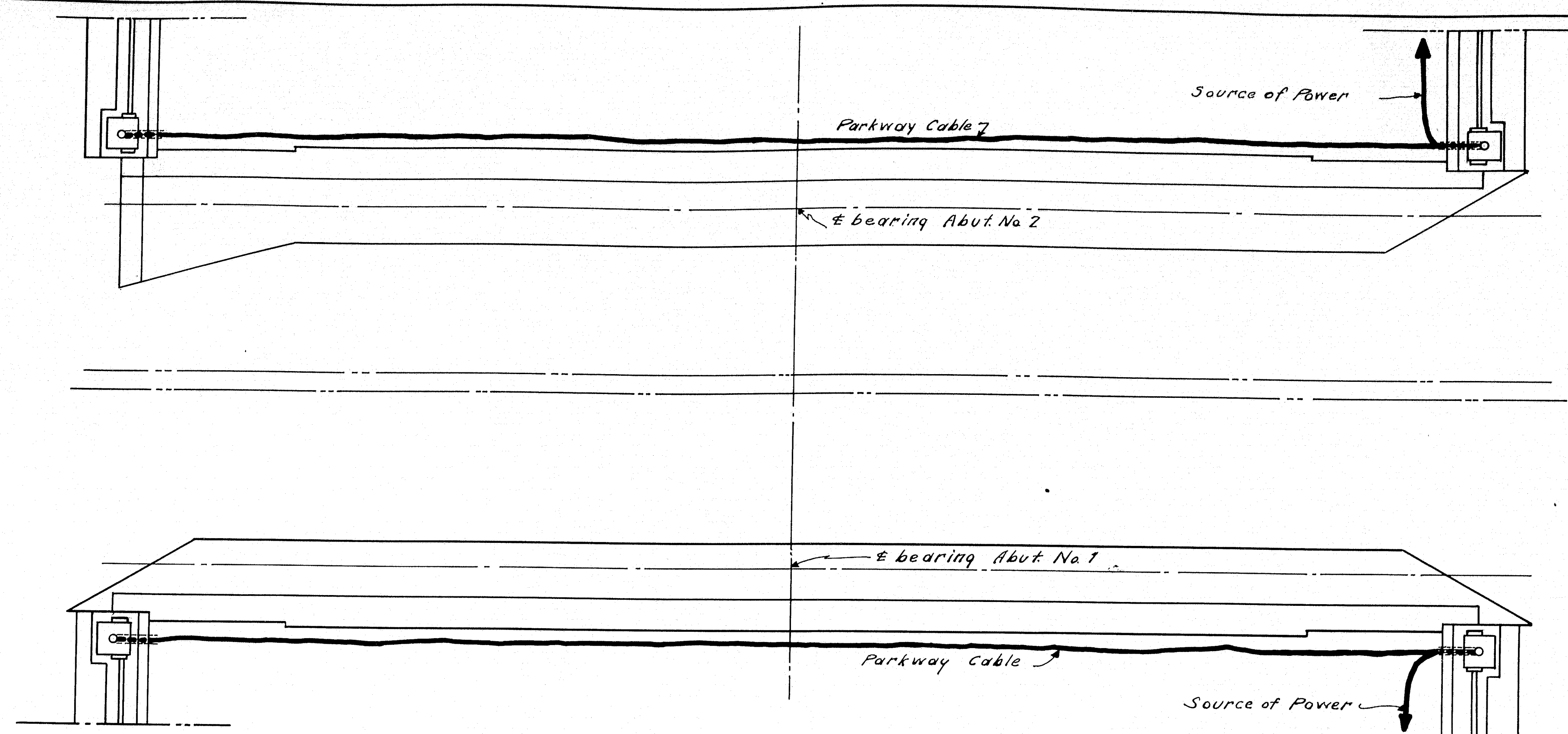
Required - 3800 Welded Wire Fabric
6" x 6" spacing, No. 4 gage 38"/100"

DESIGN - STANGEL
TRACE - CLARK
CHECK - [Signature]

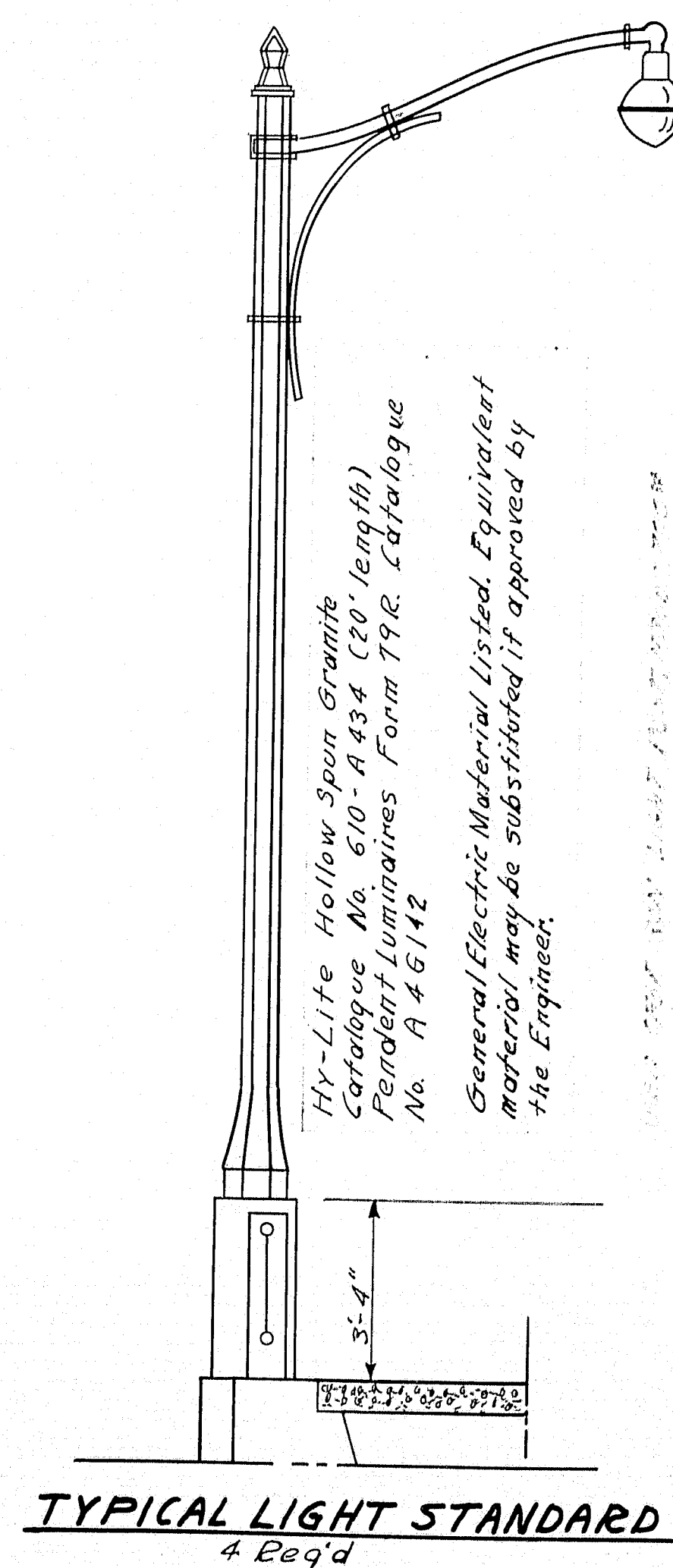
BRIDGE - 3895

STATE HIGHWAY COMMISSION
BRIDGE DIVISION

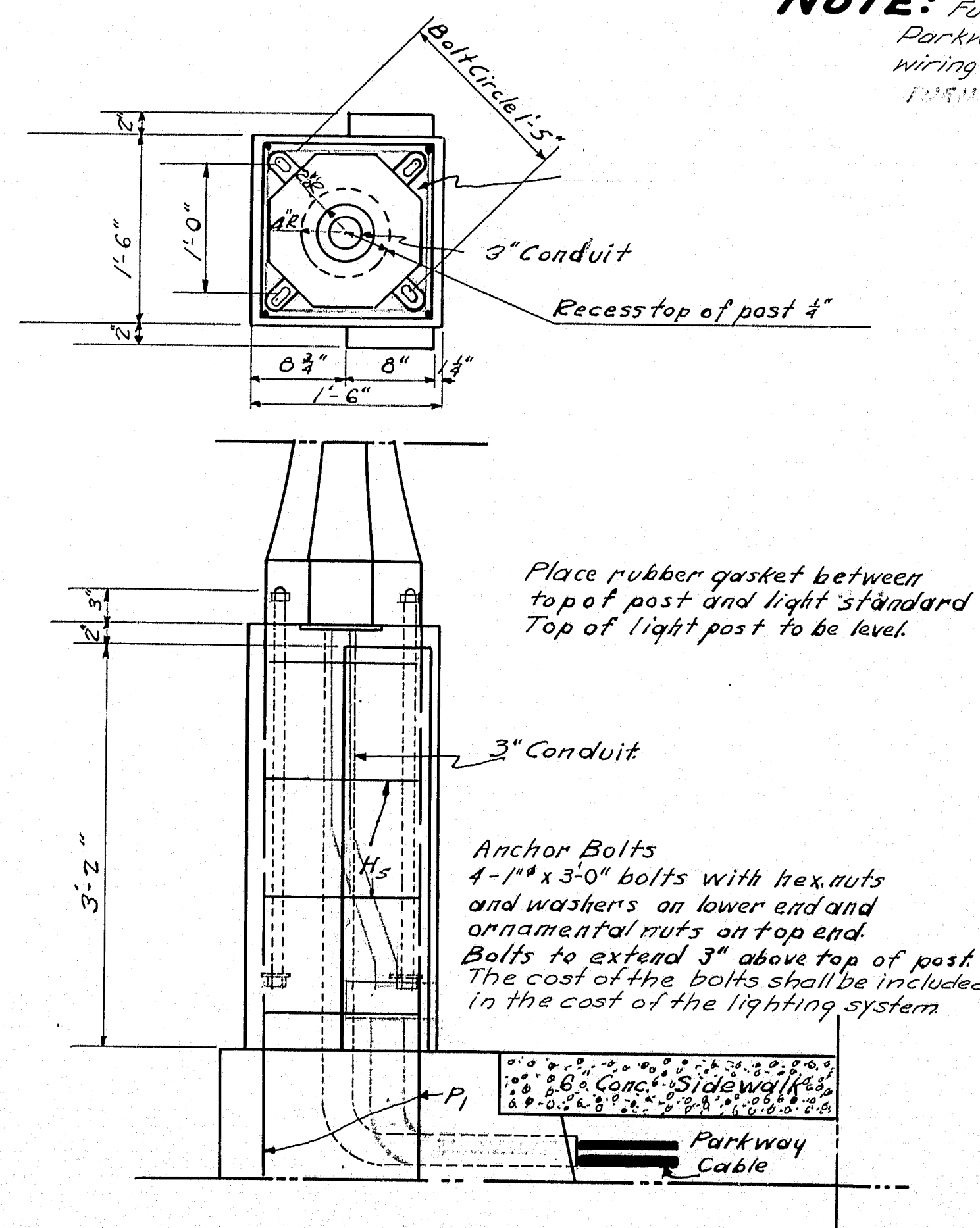
IRON BRIDGE
OVER
LITTLE ANDROSCOGGIN RIVER
IN THE CITY OF
AUBURN
ANDROSCOGGIN COUNTY
DROP INLETS & REINF. STEEL



LIGHTING PLAN

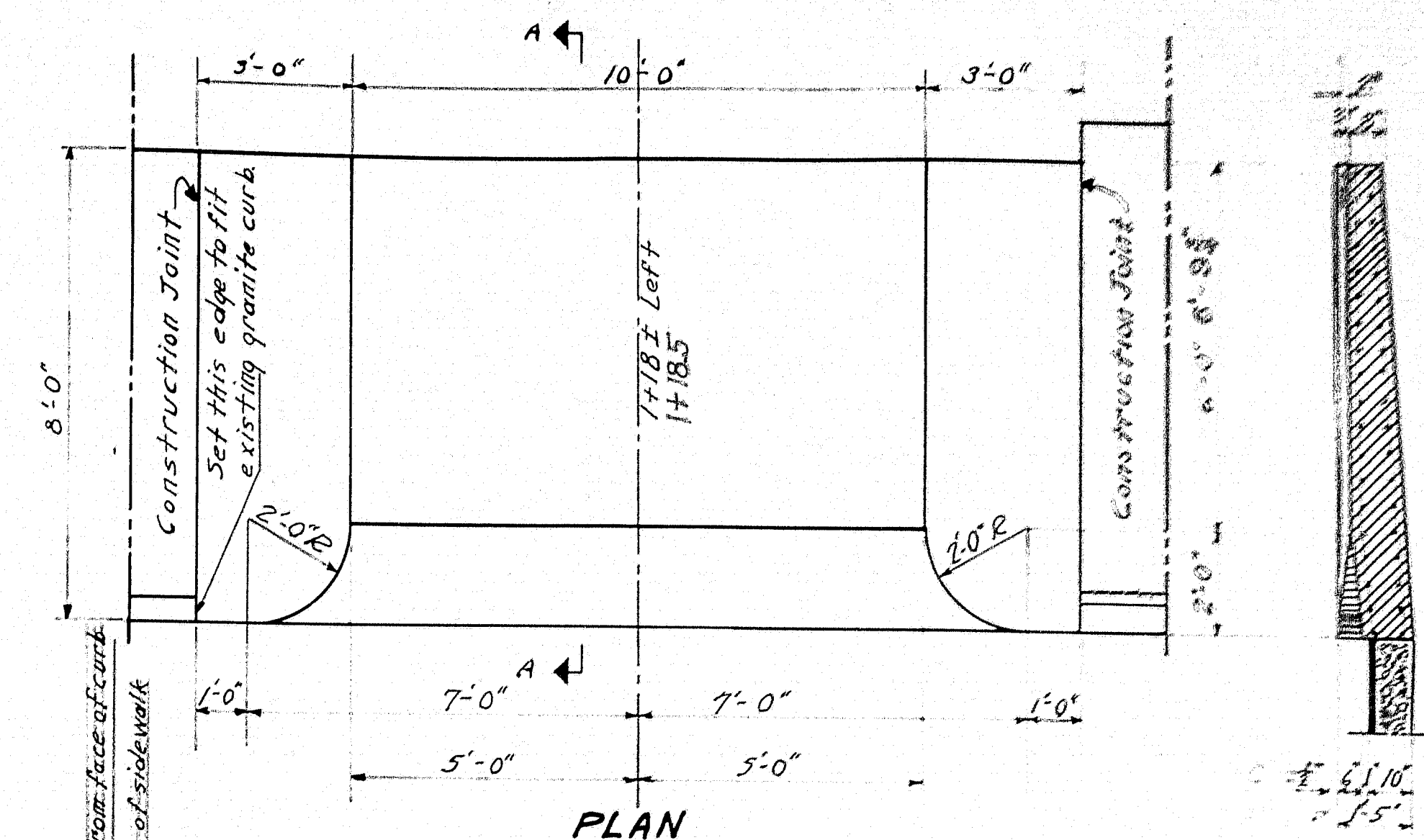


TYPICAL LIGHT STANDARD
4 Req'd



LIGHT POST DETAILS

NOTE: Furnishing and installing Parkway Cable and any other wiring is not part of this contract. FURNISHED BY CITY OF AUGUSTA

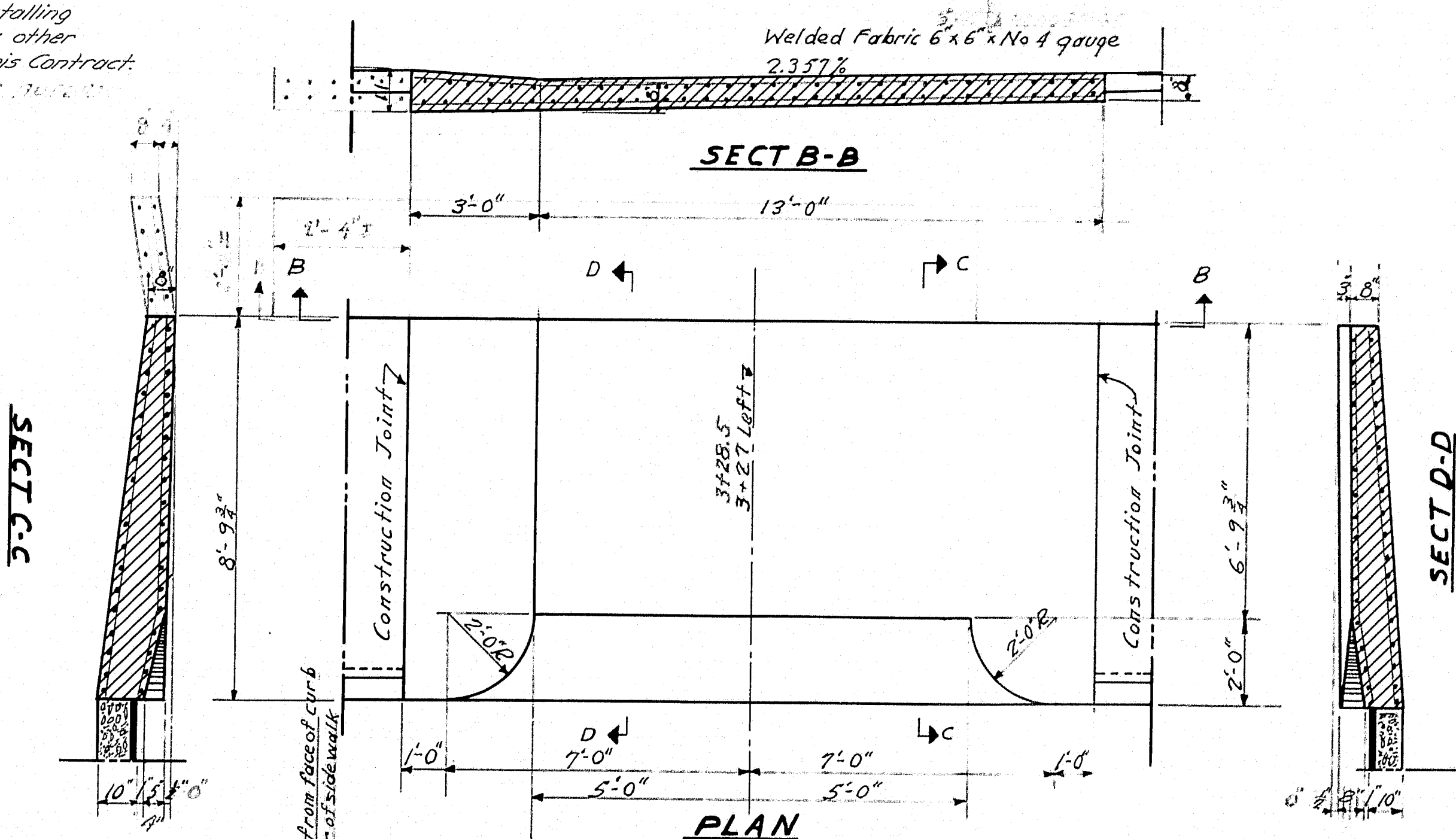


FRONT ELEV.

DRIVEWAY STA. 1+18.5 LEFT

EXTRA DRIVEWAY STA. 3+27 RIGHT

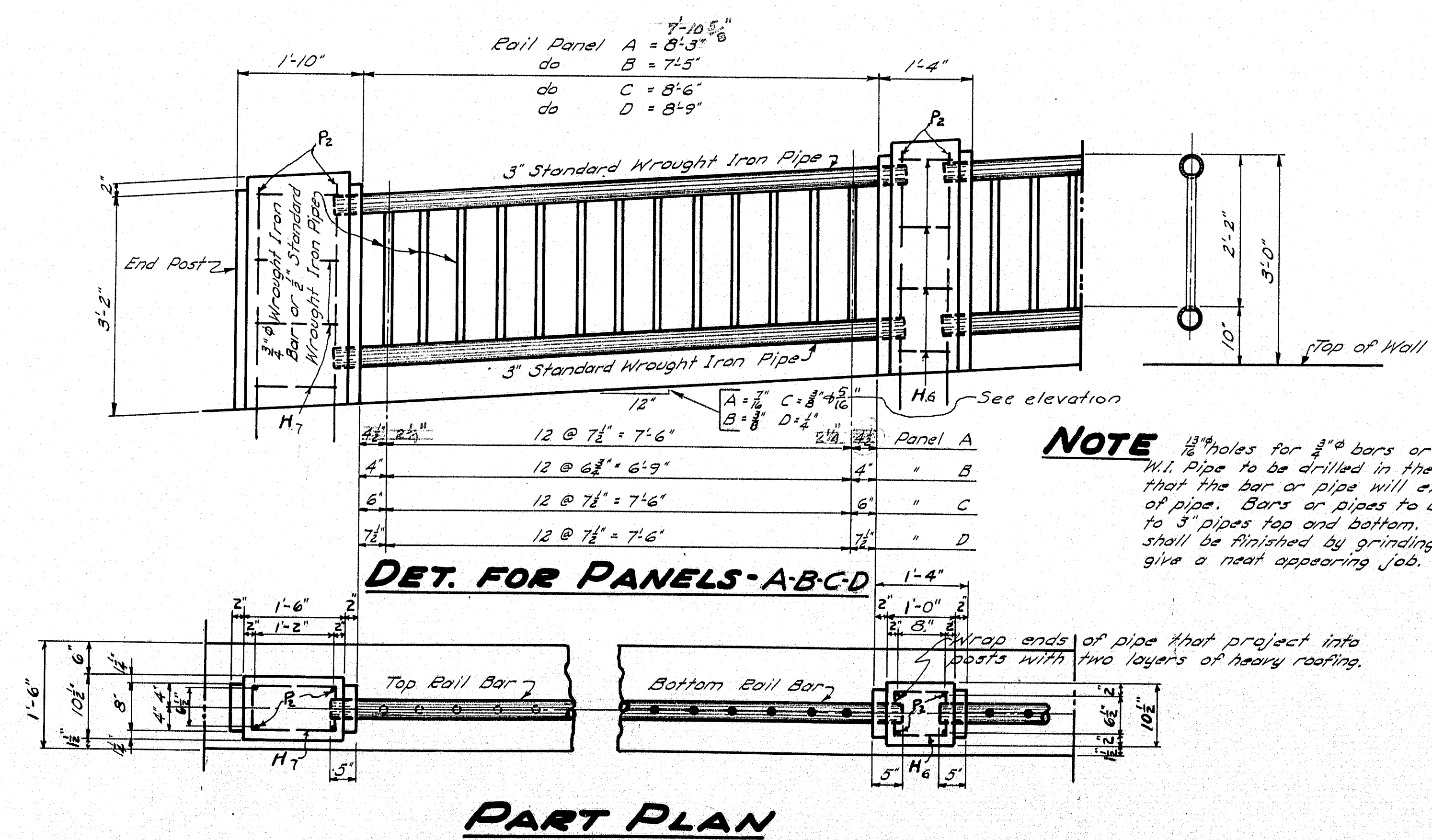
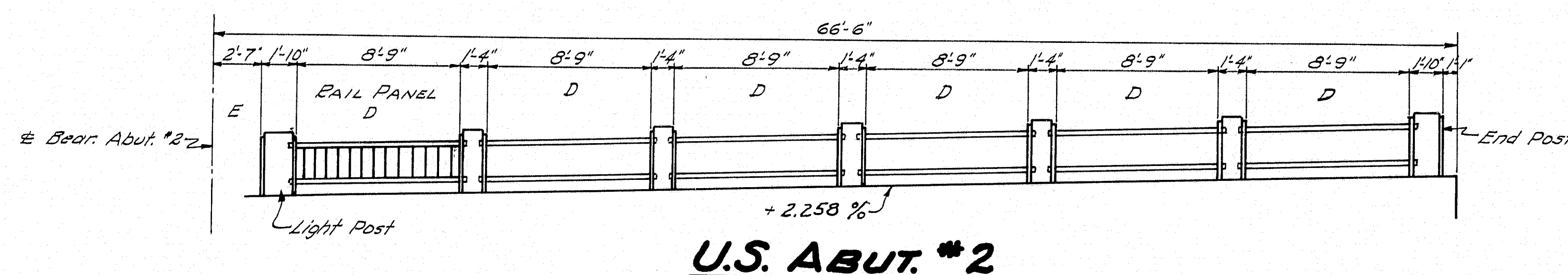
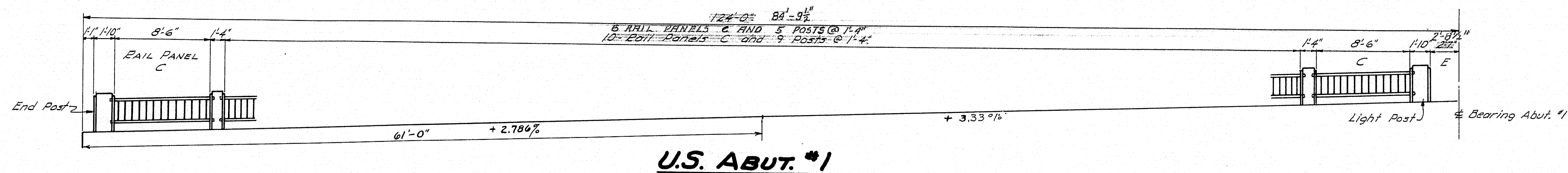
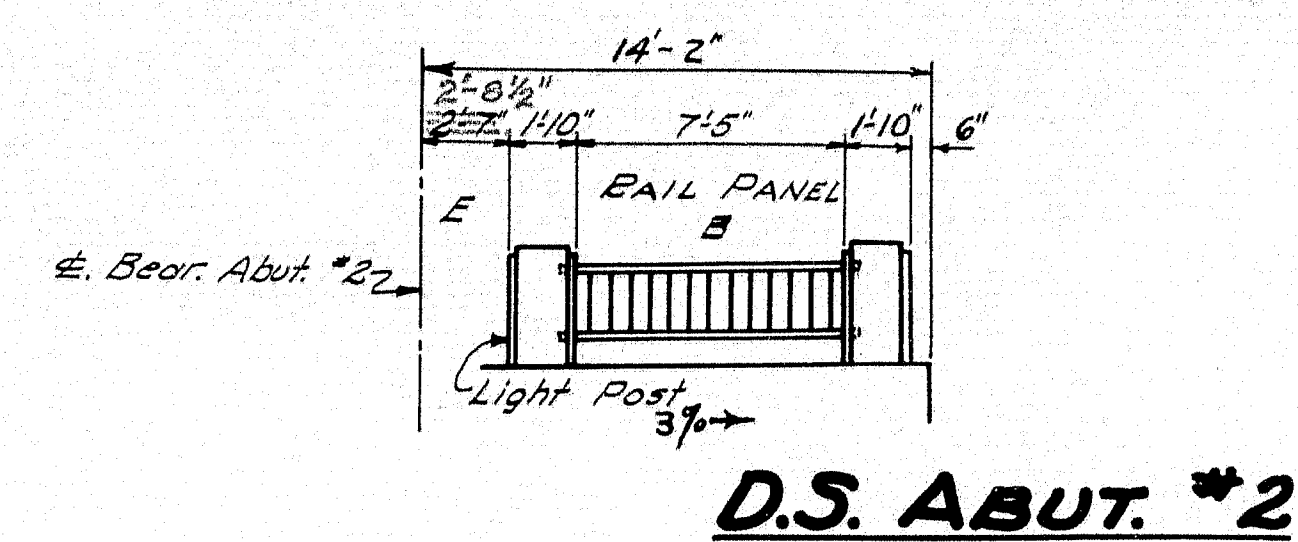
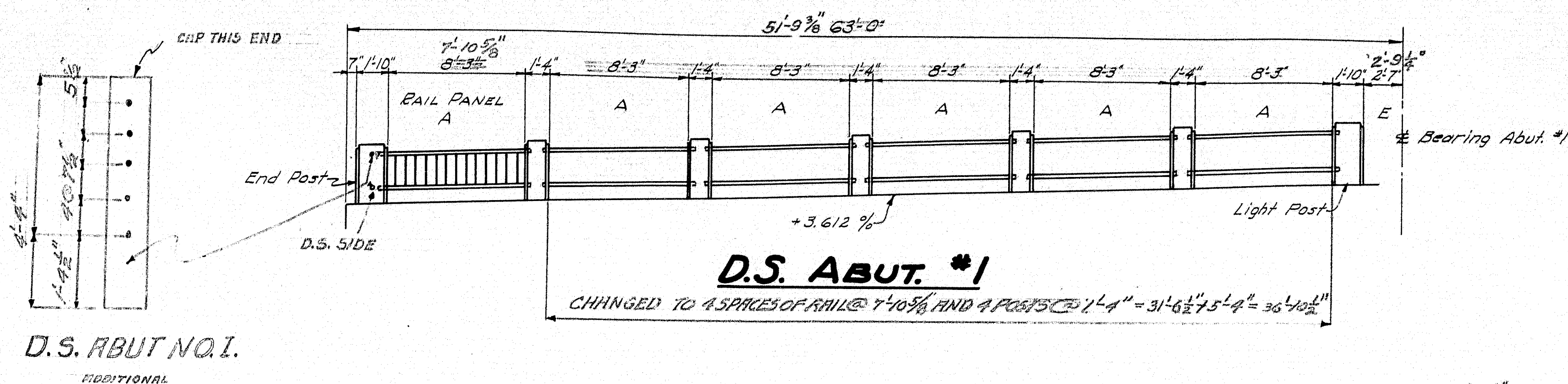
CURB HEIGHT 7" EXCEPT IF DRIVE IT'S TOP OF CURB TO WEARING SURFACE. RISE 1/2"



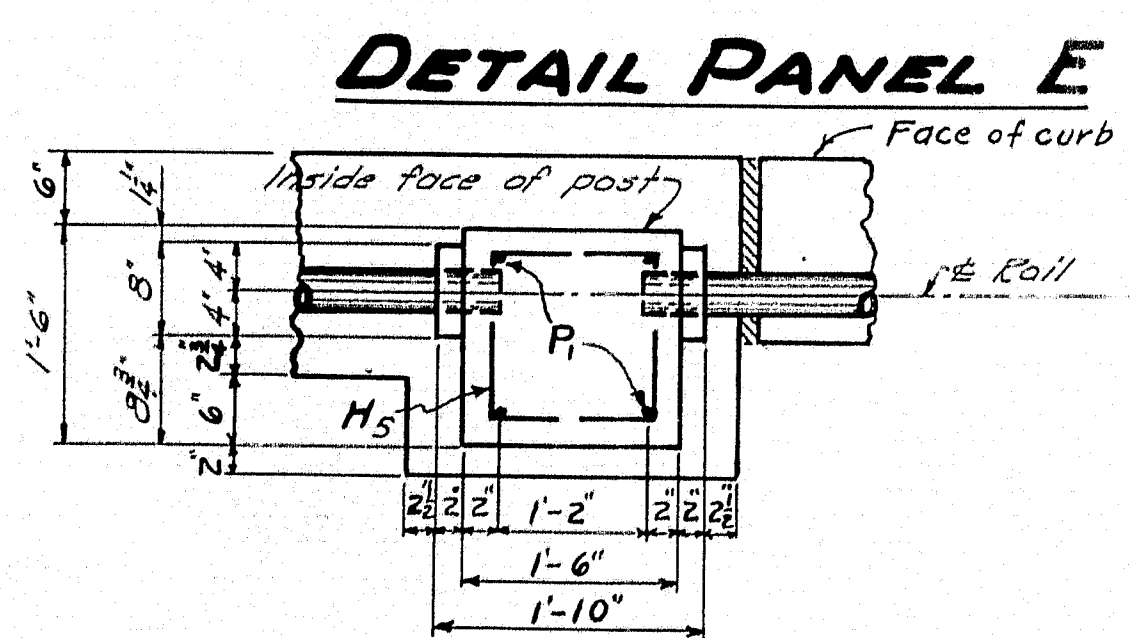
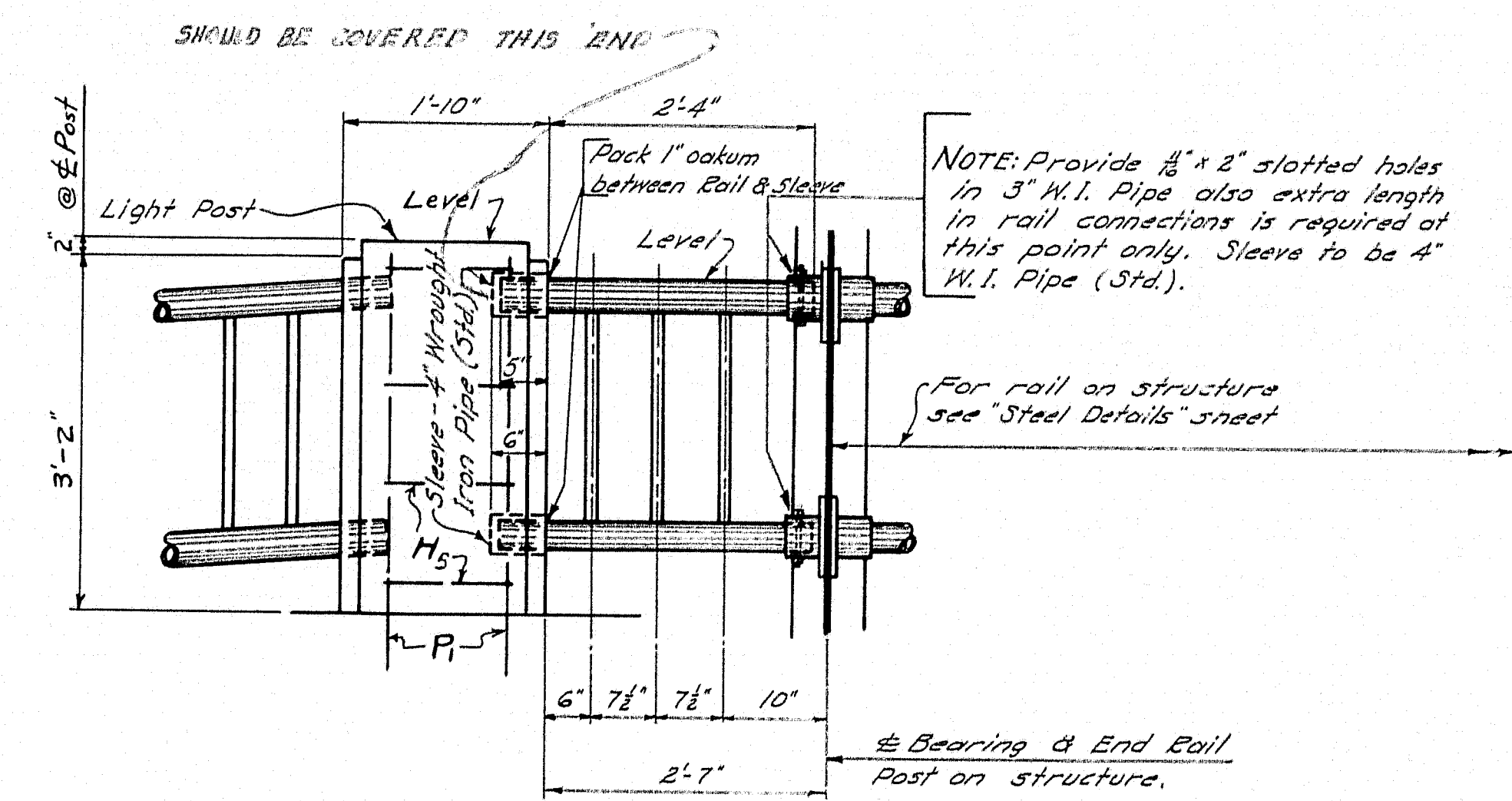
FRONT ELEV.

DRIVEWAY STA. 3+27 LEFT

DESIGN - STANGEL	BRIDGE - 3895
TRACE - DANFORTH	
CHECK - CUB	
STATE HIGHWAY COMMISSION BRIDGE DIVISION	
IRON BRIDGE	
OVER	
LITTLE ANDROSCOGGIN RIVER	
IN THE CITY OF	
AUBURN	
ANDROSCOGGIN COUNTY	
LIGHTING PLAN & DRIVEWAYS	
SHEET 7 OF 10 AUGUSTA, MAINE MAR. 1948	



NOTE 1/2" holes for 3/4" bars or 3/8" holes for 1/2" W.I. Pipe to be drilled in the 3" W.I. Pipe so that the bar or pipe will extend thru wall of pipe. Bars or pipes to be fillet welded to 3" pipes top and bottom. All exposed joints shall be finished by grinding or filing to give a neat appearing job.



NOTE Complete Rail Details to be furnished by the Contractor, for approval before fabrication is started. Wrought Iron Rail to be paid for under Contract Item No. 76.

Revised - Mar. 25, '48 - G.W.S.
Checked - J.E.L.

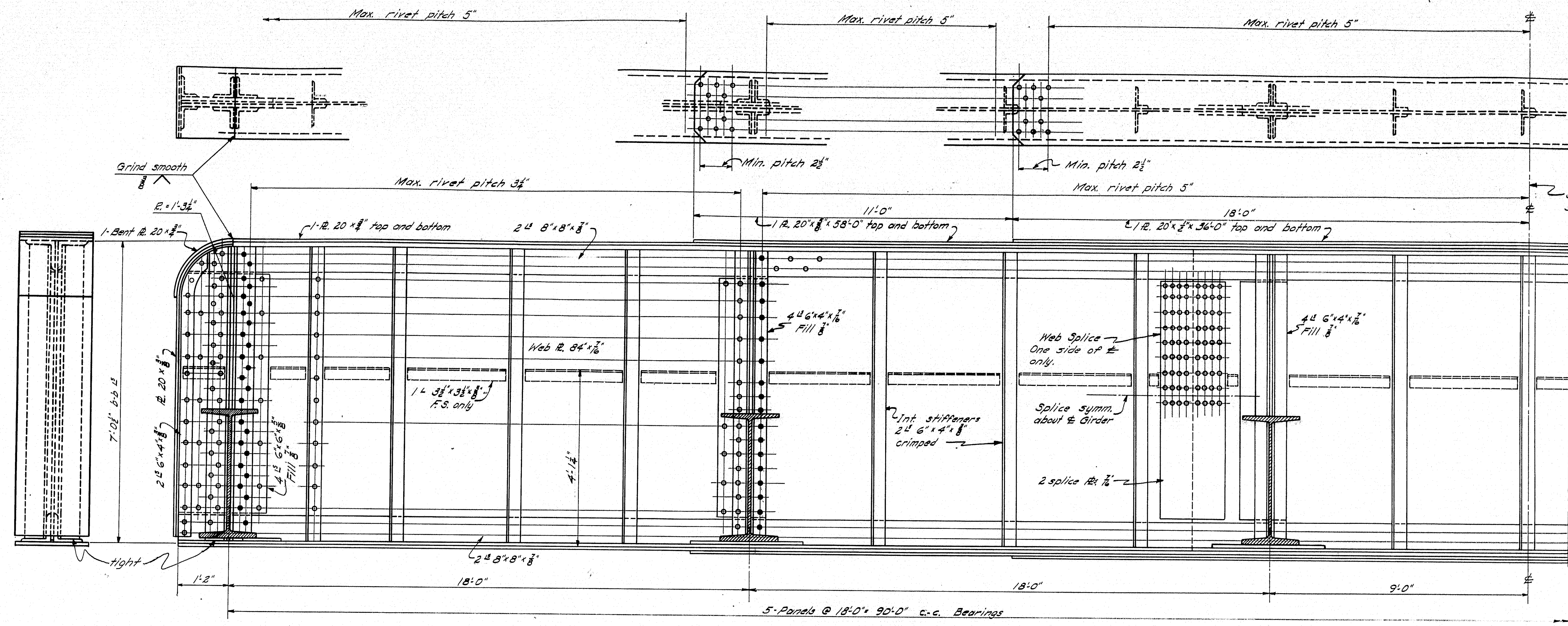
DESIGN - EVERETT
TRACE - CLARK
CHECK - White

BRIDGE - 3895

STATE HIGHWAY COMMISSION
BRIDGE DIVISION

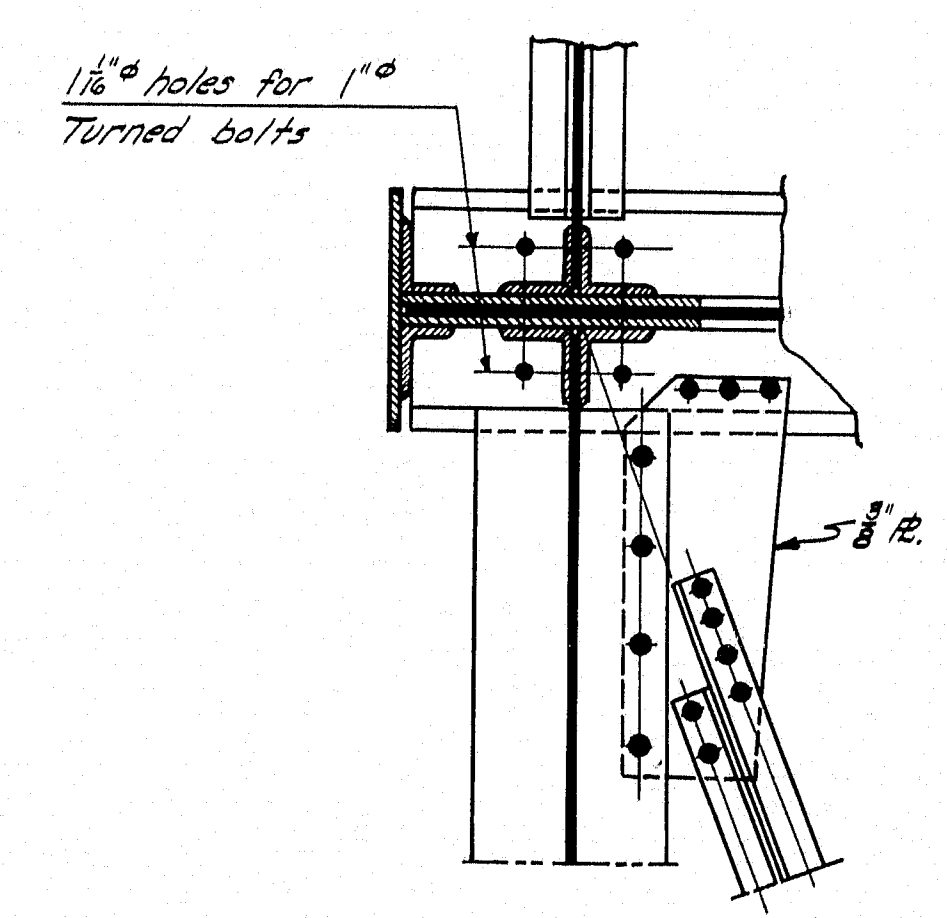
IRON BRIDGE
OVER
LITTLE ANDROSCOGGIN RIVER
IN THE CITY OF
AUBURN
ANDROSCOGGIN COUNTY

RAIL DETAILS
SHEET 8 OF 10 AUGUSTA, MAINE SEPT. 1947

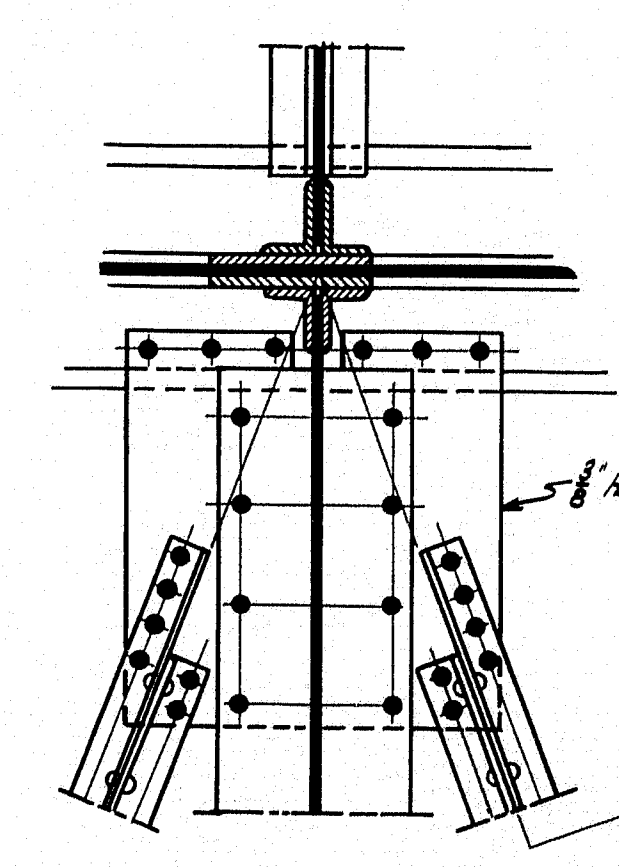


HALF GIRDER ELEVATION

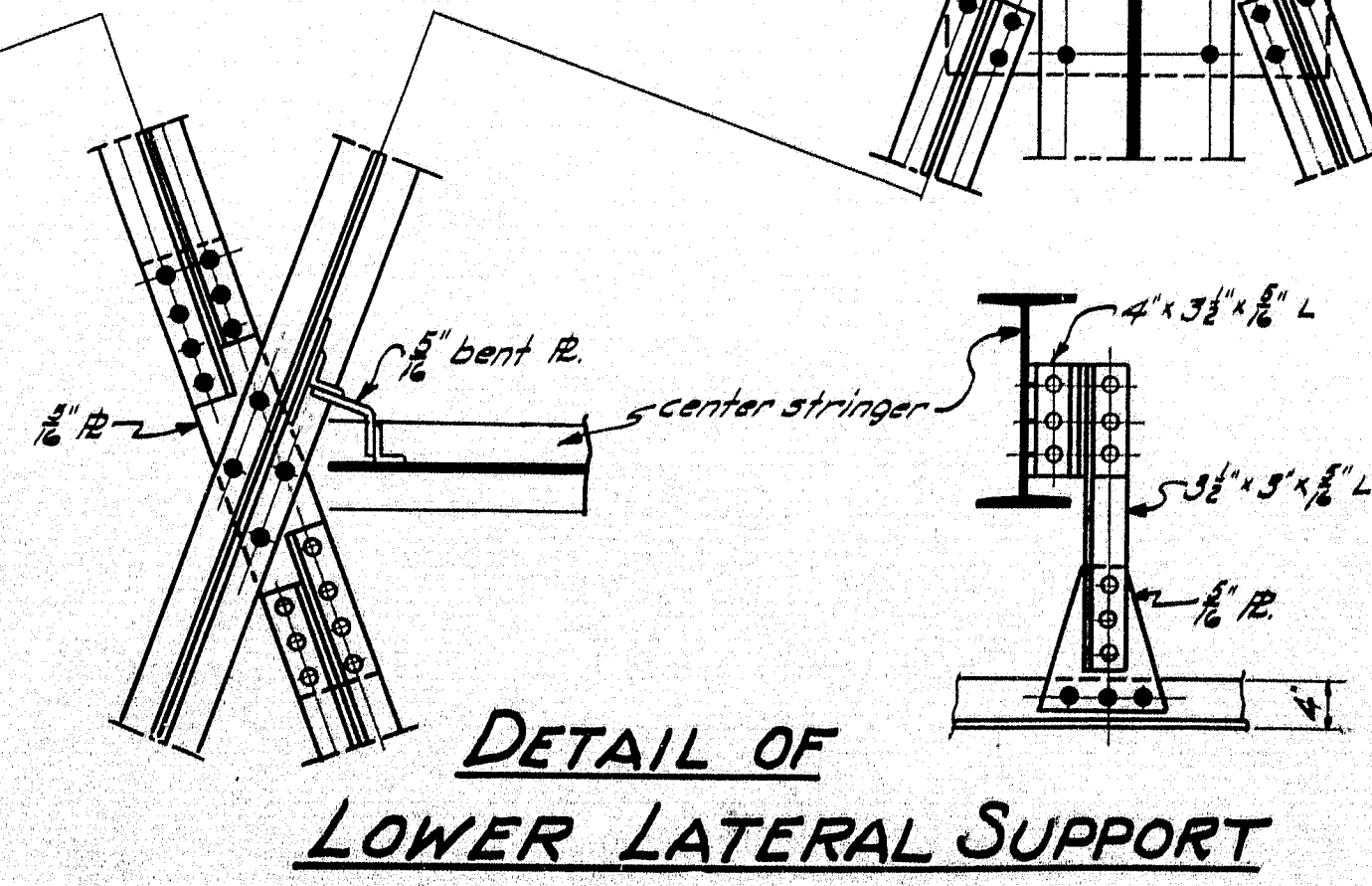
NOTE: Girders to be cambered 2" Stiffeners adjacent to floor beams may be field riveted to facilitate floor beam erection.



LOWER LATERALS



NOTE: All laterals - 2 L. 4" x 3 1/2" x 5/8"



DETAIL OF LOWER LATERAL SUPPORT

12" L @ 20.7"		SSM brackets	
	do	# Girder 2	
	16" W @ 40"		
	18" W @ 50"		
	do		
	do		
	do		
	do		
	do		
5 panels @ 18'0" x 90'0"		Symm. about R Roadway	
90'0" c-c bearings			

HALF PLAN

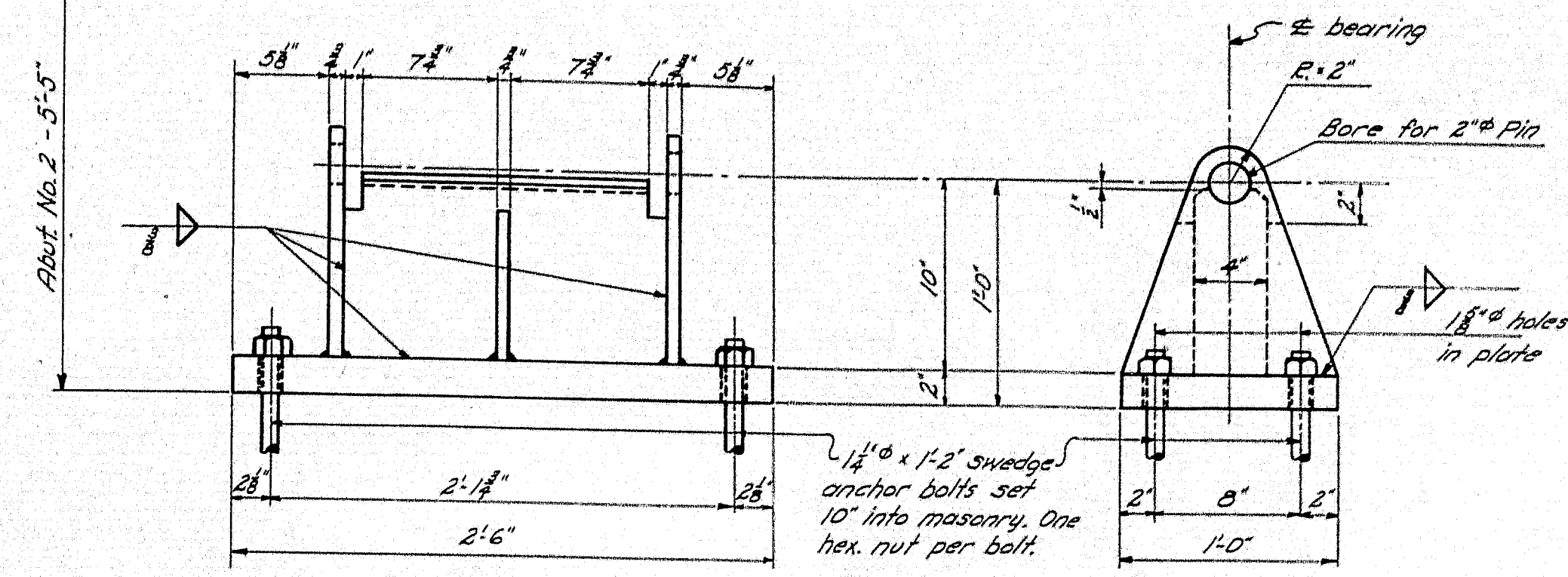
DESIGN - EVERETT
TRACE - CLARK
CHECK - Hamilton

BRIDGE - 3895

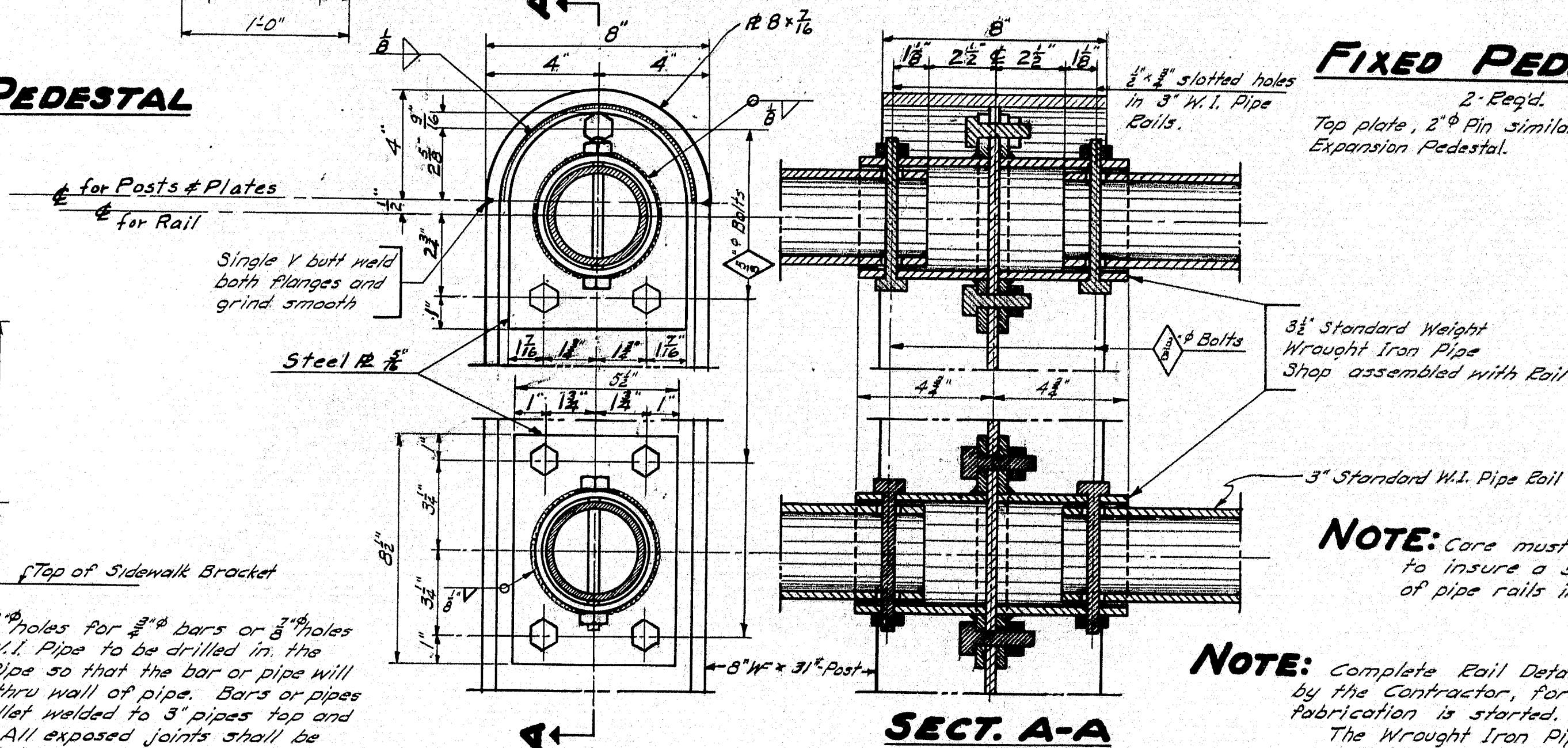
STATE HIGHWAY COMMISSION
BRIDGE DIVISION

IRON BRIDGE
OVER
LITTLE ANDROSCOGGIN RIVER
IN THE CITY OF
AUBURN
ANDROSCOGGIN COUNTY
STEEL DETAILS

SHEET 10 OF 10 AUGUSTA, MAINE JULY 1942




FIXED PEDESTAL
2-Reqd.
Top plate, 2" ϕ Pin similar to that for
Expansion Pedestal.



SECT. A-A

INT. DIAPHRAGM
at Rail Posts
One per Panel

NOTE: 4" holes for 3" bars or 3" holes for 2" W.L. Pipe to be drilled in the 3" W.L. Pipe so that the bar or pipe will extend thru wall of pipe. Bars or pipes to be filler welded to 3" pipes top and bottom. All exposed joints shall be finished by grinding or filling to give a neat appearing job.



NOTE: Core must be taken to insure a sliding fit of pipe rails into sleeves.

NOTE: Complete Rail Details to be furnished by the Contractor, for approval before fabrication is started.
The Wrought Iron Pipe Sleeves, Steel Plates and Bolts for connecting rail sections to posts shall be furnished with the W.I. Rail.

Wrought Iron Rail to be paid for under Contract Item No. 76

Stringers

Int. Roadway
M = 126'^{1/2} Regd. S = 84.4
Use 18' W @ 50° S = 89.0

Int. Sidewalk
M = 29.41' Regd. S = 19.7
Use 12' W @ 20.7° S = 21.4

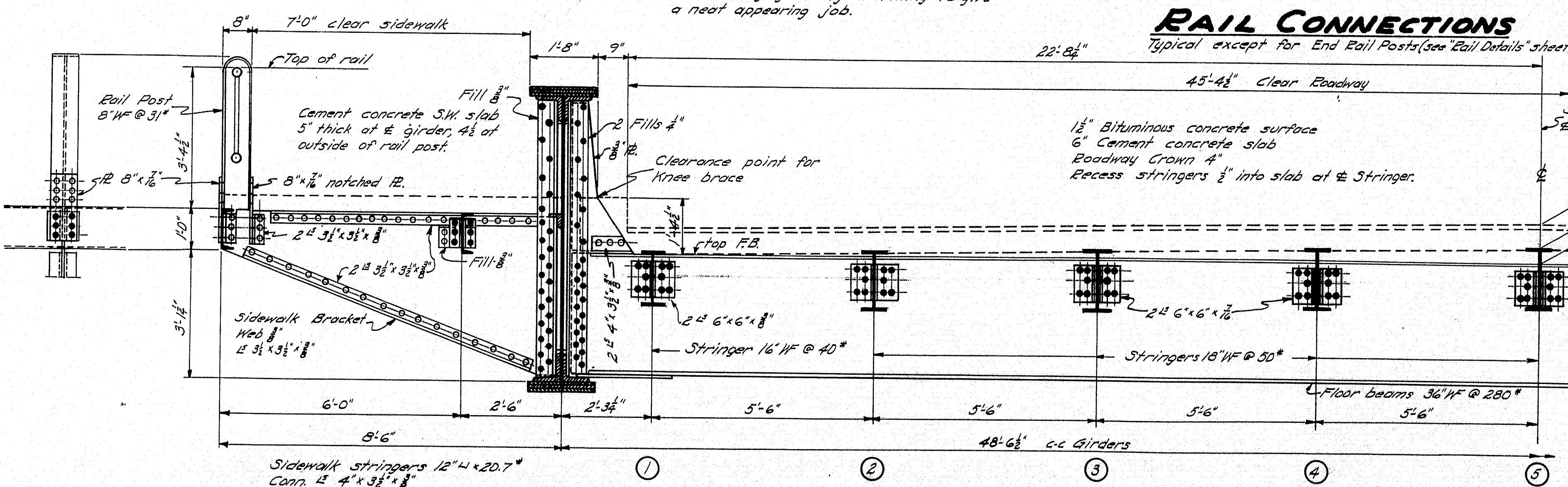
Floor Beam
M = 15.231'^{1/2} Regd. S = 102.0
Use 36' W @ 290° S = 1031.2

Ext. Poolway
 $M = 32.2^{\circ}K$ $E_{\text{eqd}} = 3 = 61.8$
 Use $16^{\circ}W = 40^{\circ} S = 64.4$

Ext. Sidewalk
 $M = 23.1^{\circ}K$ $E_{\text{eqd}} = 5 = 15.5$
 Use $12^{\circ}W @ 20.7^{\circ} S = 21.4$

Girder
 $M = 6518^{\circ}K$ $E_{\text{eqd}} \frac{1}{2} = 4491^{\circ}m^3$
 Use $4 \times 8 \times 8 \frac{1}{2}$
 $2R @ 20 \times 8 \frac{1}{2}$
 $2R @ 20 \times 8 \frac{1}{2}$
 $2R @ 20 \times 8 \frac{1}{2}$
 Web $12 \times 84 \times 8 \frac{1}{2}$ } Net $\frac{1}{2} = 4493^{\circ}$

Est. wgt. of girder $650^{\circ}/ft$
 Combine girders 2°



HALF TRANSVERSE SECTION

STRINGER CONNECTION

Loading - H20-44
Rivets 3" unless noted

SPECIFICATIONS
State of Maine, State Highway
Commission, Bridge Division.
Specifications for Steel Highway
Bridges November 1945.

DESIGN - EVERETT TRACE - CLARK CHECK - <i>Hammilton</i>	BRIDGE - 3895
STATE HIGHWAY COMMISSION BRIDGE DIVISION	
IRON BRIDGE	
OVER	
LITTLE ANDROSCOGGIN RIVER	
IN THE CITY OF	
AUBURN	
ANDROSCOGGIN COUNTY	
STEEL DETAILS	
SHEET 9 OF 17 AUGUSTA, MAINE JULY 1927	

AMERICAN BRIDGE COMPANY

SKETCH

CCI'

CCE'

NO.	PCB.	MARK	MATERIAL		CALCULATED WEIGHT FOR ONE MEMBER	NO.	ORDERED		ITEM	SHIPMENTS	
			SHAPE	LENGTH FT. INCH.			LENGTH	FT. INCH.			
6			CCI	12 oz. Duct 1" x 2'-7"					Amb. Reg.	44568	
6			CCE	12 oz. Duct 1" x 2'-7"					Amb. Reg.	44568	
1			1 GALLON RED LEAD PAINT								S

CANVAS & RED LEAD

DATE: 1-30-48
BY: B.M.
CHECKED: P.T.W. 2-13-48

DATE: 1-30-48
DRAWING: Amb. #3
FABRICATION: Amb.

WHEELER ORDER No. J4931

SHEET No. C3

STATE OF MAINE
IRON BRIDGE OVER LITTLE ANDROSCOGGIN RIVER

NAME OF STRUCTURE
STATE HIGHWAY COMMISSION

BRIDGE DIVISION
AUBURN, MAINE

46-29

16 Hex 1 1/6 LDF 1 4 1/2 1 3/4 6 4 4 Hex 1 X 1-22 3/8 CONN.-SHOES TO GRDS.

32

AMERICAN BRIDGE COMPANY

SKETCH

SLEDGE ANCHOR BOLTS A1
SLEDGE ANCHOR BOLTS A2

NO.	PCB.	MARK	MATERIAL		CALCULATED WEIGHT FOR ONE MEMBER	NO.	ORDERED		ITEM	SHIPMENTS
			SHAPE	LENGTH FT. INCH.			LENGTH	FT. INCH.		
4		A1	Rods 1/2"	1 9						S
8		Hex	Nuts 1/2"	TAP						S
8		A2	Rods 1/2"	1 2						S
8		Hex	Nuts 1/2"	TAP						S

ANCHOR BOLTS

DATE: 1-30-48
BY: B.M.
CHECKED: P.T.W. 2-13-48

DATE: 1-30-48
DRAWING: Amb. #3
FABRICATION: Amb.

WHEELER ORDER No. J-4931

SHEET No. C1

STATE OF MAINE
IRON BRIDGE OVER LITTLE ANDROSCOGGIN RIVER

NAME OF STRUCTURE
STATE HIGHWAY COMMISSION

BRIDGE DIVISION
AUBURN, MAINE

46-27

STATE OF MAINE
IRON BRIDGE OVER LITTLE ANDROSCOGGIN RIVER

STATE HIGHWAY DIVISION
AUBURN, MAINE

BRIDGE DIVISION
AUBURN, MAINE


0 1 2 3 4 5 INCHES

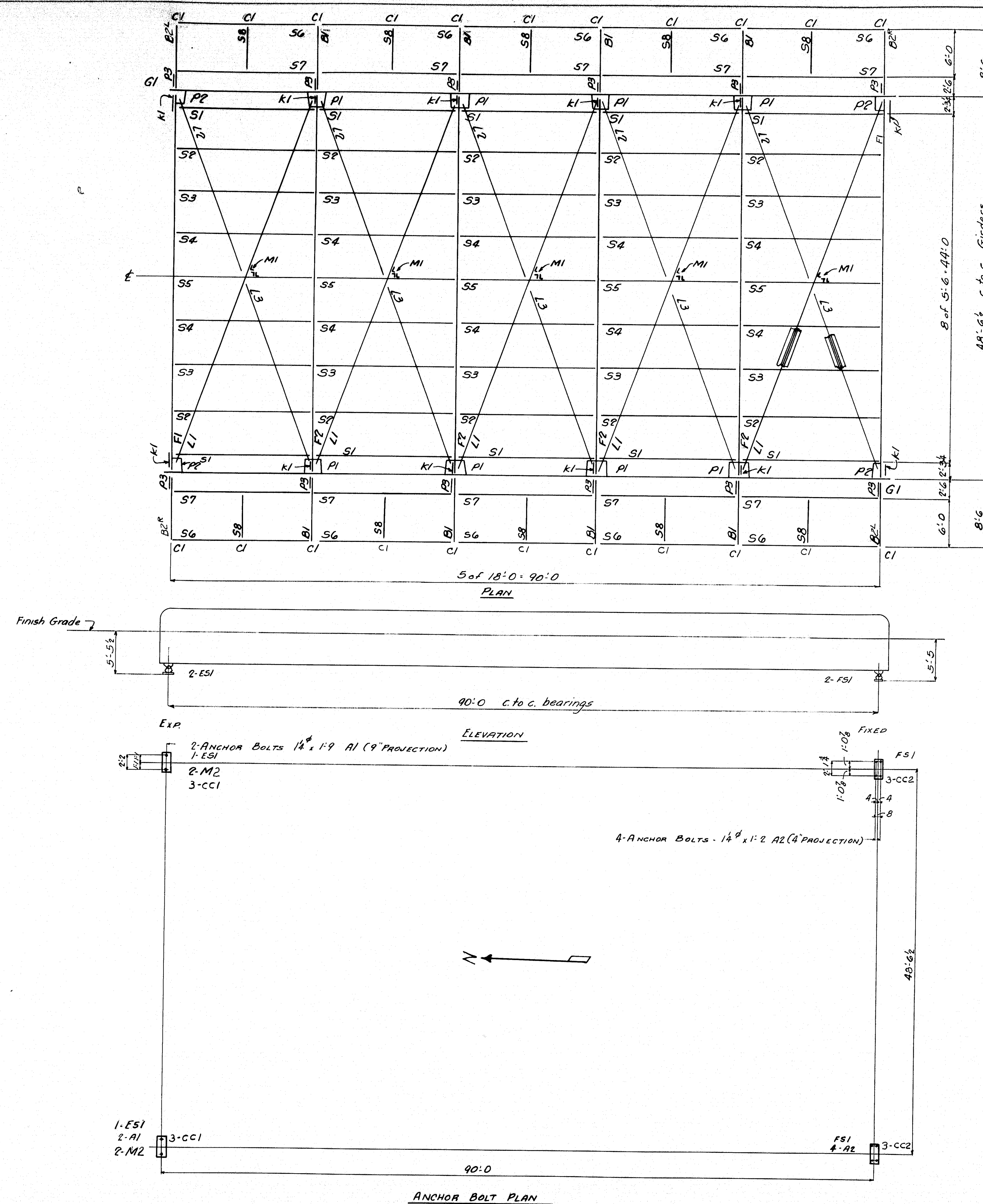
FORM B-73
FIELD RIVETS AND BOLTS
AMERICAN BRIDGE COMPANY
UNITED STATES STEEL CORPORATION SUBSIDIARY

LINE NO.	ACTUAL NUMBER REQ'D.	NO. SHIPPED	DIAM.	RIVETS		BOLTS					GRIP	CALCULATED WEIGHT TOTAL	SHIPMENTS
				TYPE	SIZE	LENGTH UNDER HEAD	HEAD	NUT	WASHER	TYPE OF BOLT			
1	285	324	7/8	2 1/2			250					185	
2	72	89	7/8	2 3/4			132					53	
3	15	20	7/8	2 1/2			15					12	
4	280	318	7/8	2 3/4			372	x			1/8	204	
5	210	241	7/8	2 3/4			298	x			1/8	159	
6	56	71	7/8	2 3/4			248				1/2	51	
7	296	336	7/8	3 1/2			288				1/8	249	
8	224	257	7/8	3 1/2			308	x	-76		1/8	203	
9	300	320	7/8	3 3/4			48				1/8	275	
10	132	152	7/8	3 1/2			132				2	126	
11	112	132	7/8	3 3/4			184				2 1/8	112	
12	22	34	7/8	2 3/4			24				2 1/8	32	
13	168	188	7/8	5			168				3 1/2	196	
14	96	116	7/8	5 3/8			96				3 1/2	108	
15												1985	
16													
17				1 1/2			32						
18													
19													
20	2260						2587						
21							2423						
22													
23													
24													
25													
26													
27													
28													
29													
30													
31													
32													
33													
34													
35													
36													
37													
38													
39													
40													
41													
42													
43													
44													
45													
46													

Field Rivets		RIVETS	HOLES	DRAWING	NAME	DATE	DRAWING	IN CHARGE OF	SHEET No.
PAINT				MADE BY	WAM	3/5	Amb	Wheeler	
CONTACT SURFACES				CHKD BY			Amb	ORDER No.	
NAME OF STRUCTURE							J4931		C4
Auburn - Iron Bridge									

46-30



[illegible]

**Iron Bridge
over
Little Androscoggin River
Auburn Maine
Bridge No. 3895**

AMERICAN BRIDGE COMPANY

DRAWINGS MADE AT AMBRIDGE PLANT
WORK FABRICATED AT AMBRIDGE PLANT
IN CHARGE OF WHEELER D.R.#3
DRAW. MADE BY B.M. CGH. DATE 1-28-48
DRAW. CHECKED BY WAM DATE 3-18-48

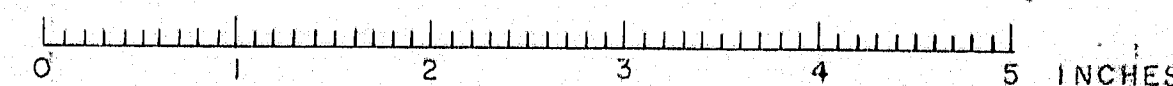
F	
E	
D	
C	
B	
X	
REVISIONS	

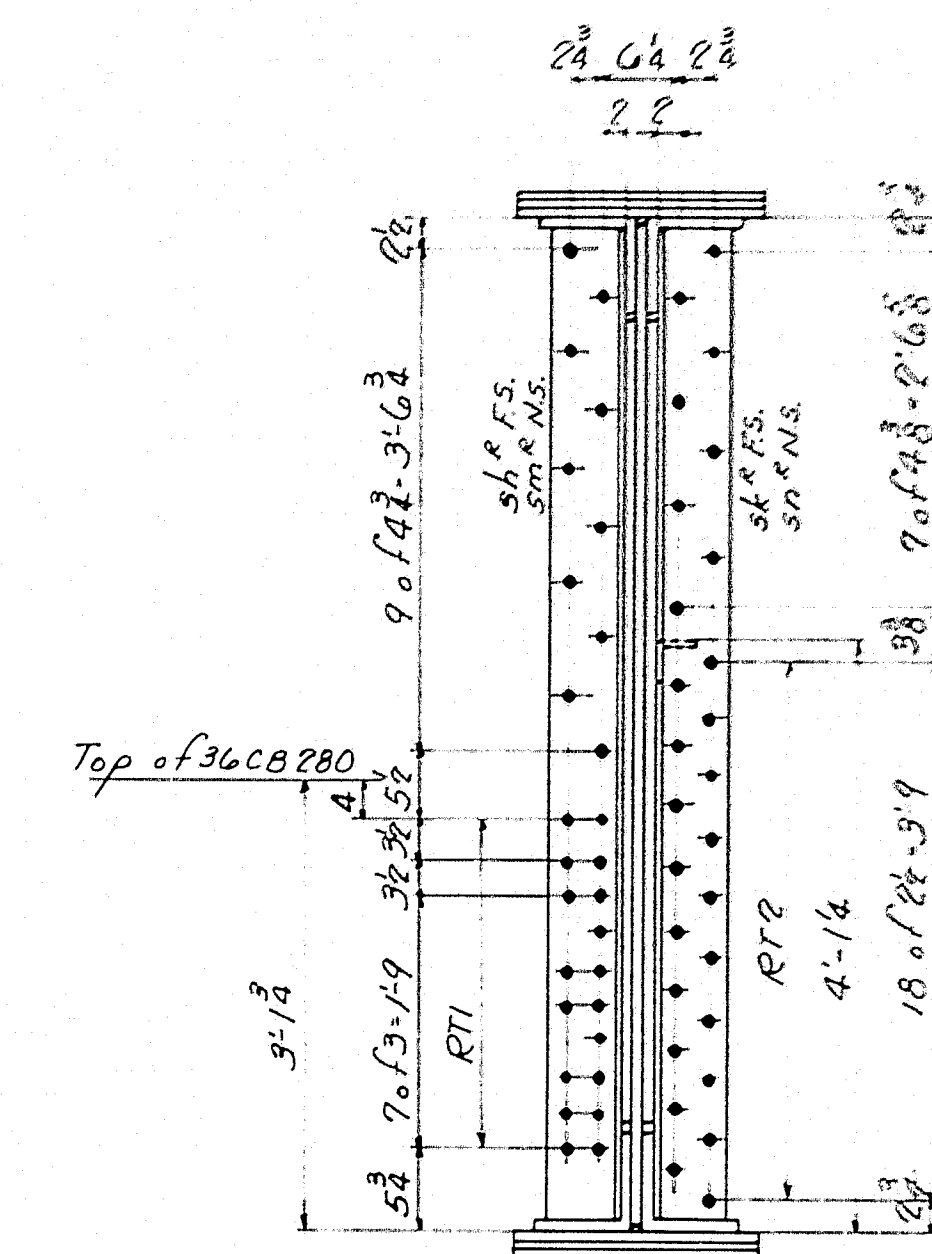
PAINT:
SHOP CONTACT SURFACES:

ORDER No. *J-4931* SHEET No. *E1*

Welding-Gross Wt. of Electrodes

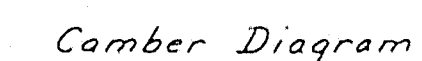
Adv. Bill





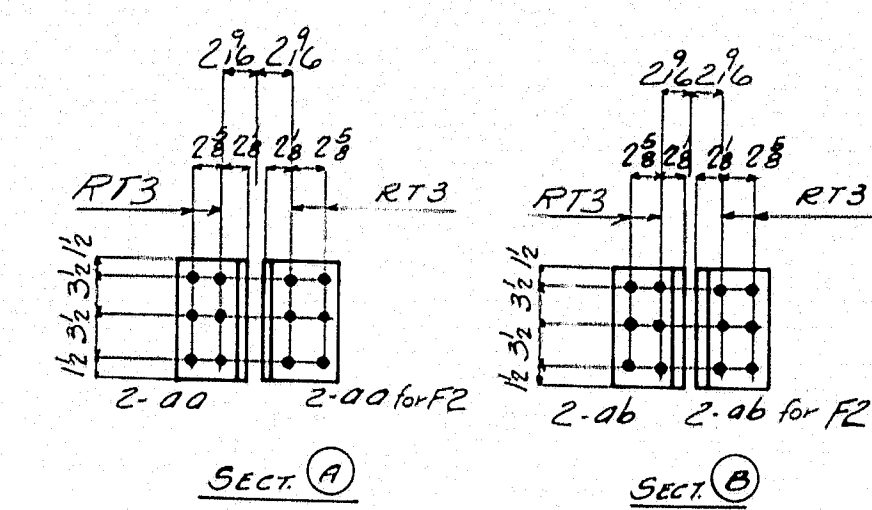
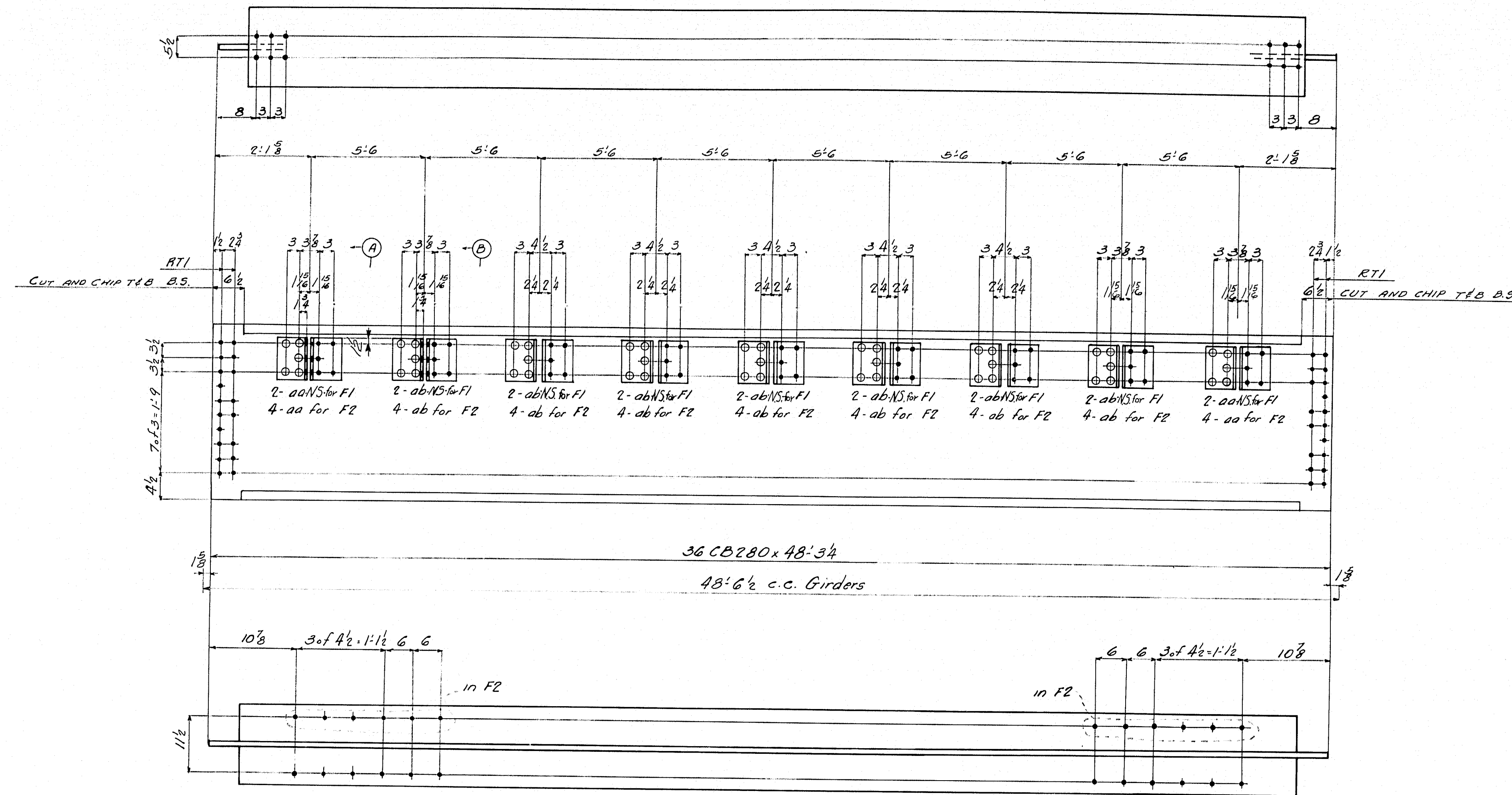
Direction of Force →

GIRDER G1



F	
E	
D	
C	
B	
X	6-4-48 ①
REVISIONS	

46-33



F1 & F2
(LIFTING WT. 7 TONS)

NOTE: ALL MATERIAL OVER $\frac{3}{4}$ " THICK TO BE DRILLED FROM THE SQUID.
HOLES MARKED RT TO BE SUBPUNCHED
4" SMALL AND REAMED TO SIZE TO A METAL TEMPLET

Floor Beams F1 & F2

MATERIAL					REMARKS	CALCULATED WEIGHT FOR ONE SHIP PIECE	ORDERED	ITEM	LINE	MATERIAL					REMARKS	CALCULATED WEIGHT FOR ONE SHIP PIECE	ORDERED	ITEM	LINE	MATERIAL					REMARKS	CALCULATED WEIGHT FOR ONE SHIP PIECE	ORDERED	ITEM	LINE
SHAPE	LENGTH	ASSEMBLING MARK	ASSEMBLING MARK	ASSEMBLING MARK						SHAPE	LENGTH	ASSEMBLING MARK	ASSEMBLING MARK	ASSEMBLING MARK						SHAPE	LENGTH	ASSEMBLING MARK	ASSEMBLING MARK	ASSEMBLING MARK					
2 FLOOR BEAMS									16										17										18
4 FLOOR BEAMS									19										20										21
6 36 CB 280	48 3/4								22										23										24
40 L G 6 3/8	10 aa								25										26										27
140 L G 6 7/8	10 ab								28										29										30
100 SB 7/8 P									31										32										33
									34										35										36
									37										38										39
									40										41										42
									43										44										45
									46										47										48
									49										50										51
									52										53										54
									55										56										57
									58										59										60

Rivets 7/8
Holes 1 1/8


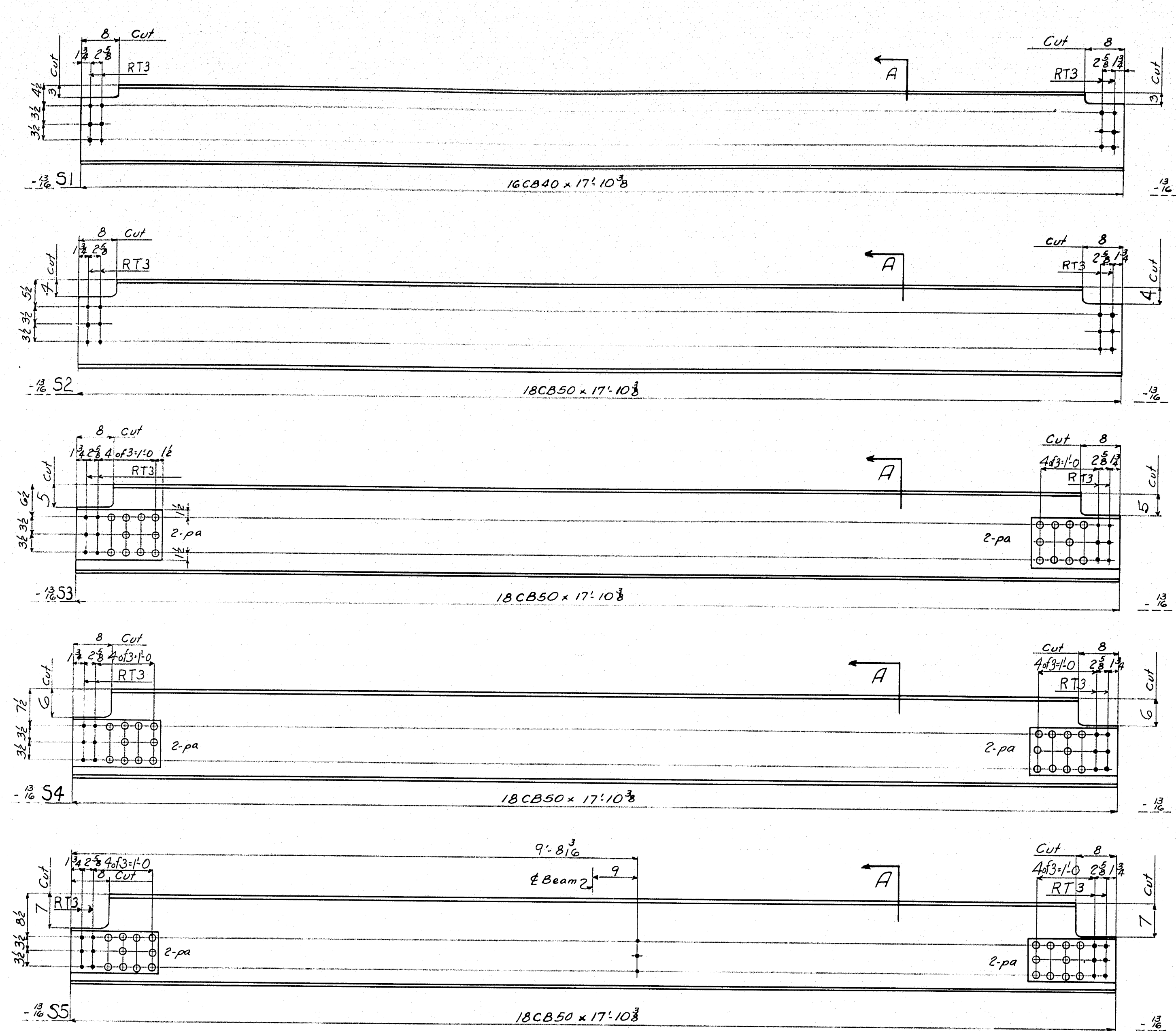
PAINT: Yes
CONTACT SURFACES: No

F	REVISIONS
E	
D	
C	
B	
A	

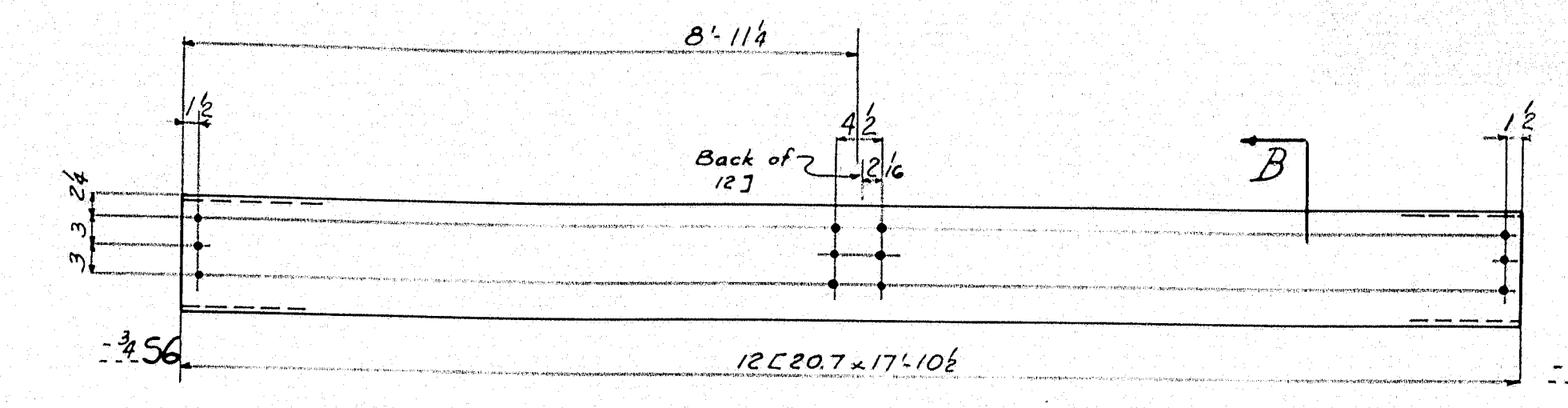
IRON BRIDGE
over
Little Androscoggin River
Auburn Maine
Bridge No. 3895
AMERICAN BRIDGE COMPANY
DRAWINGS MADE AT AMB. PLANT
WORK FABRICATED AT AMB. PLANT
IN CHARGE OF WHEELER DR. #3
DRAW. MADE BY B.M. CGH DATE 2-12-48
DRAW. CHECKED BY W. O. M. DATE 3-12-48
ORDER NO. J 4931 SHEET NO. 2

Welding-Gross Wt. of Electrodes

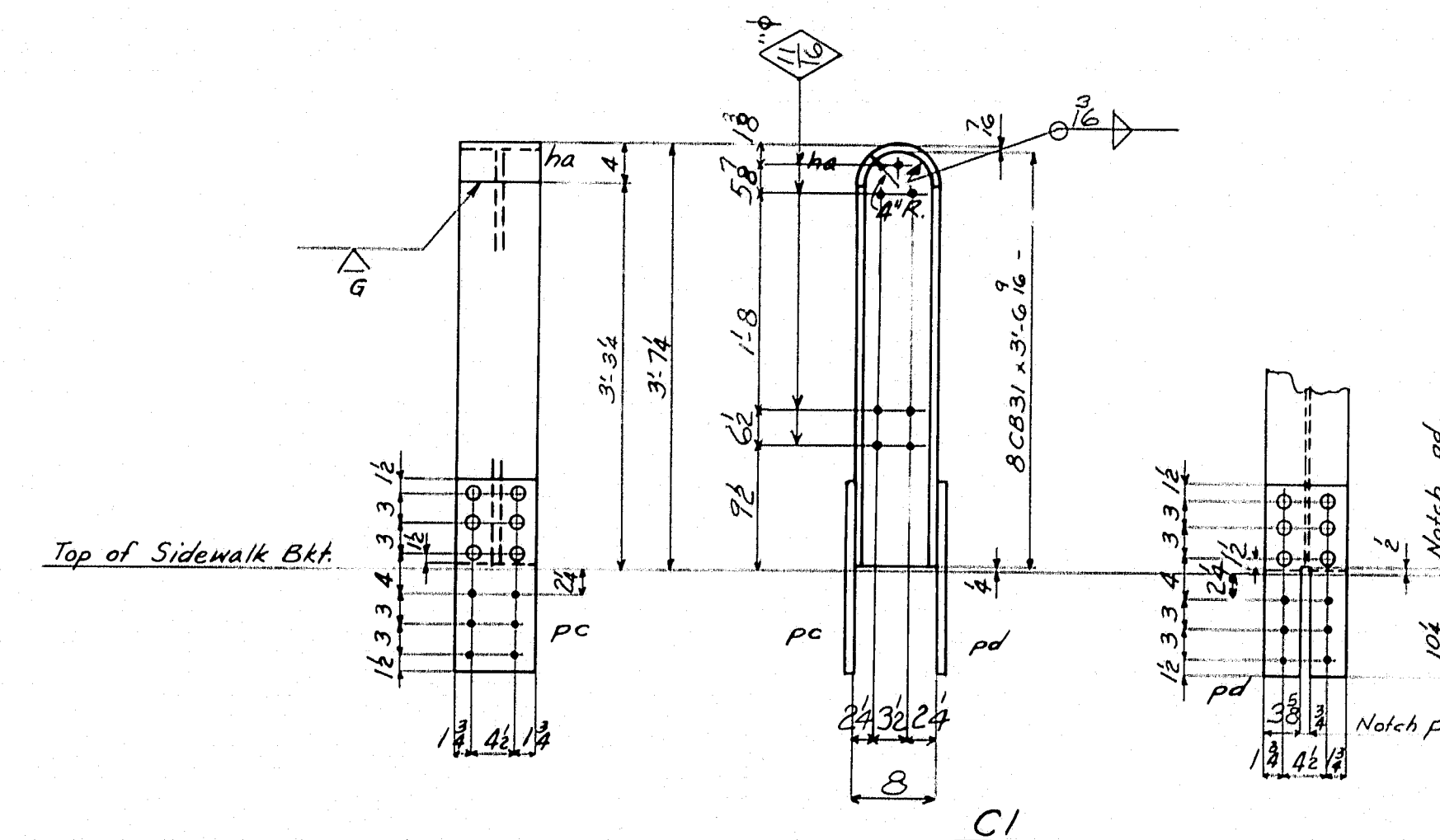
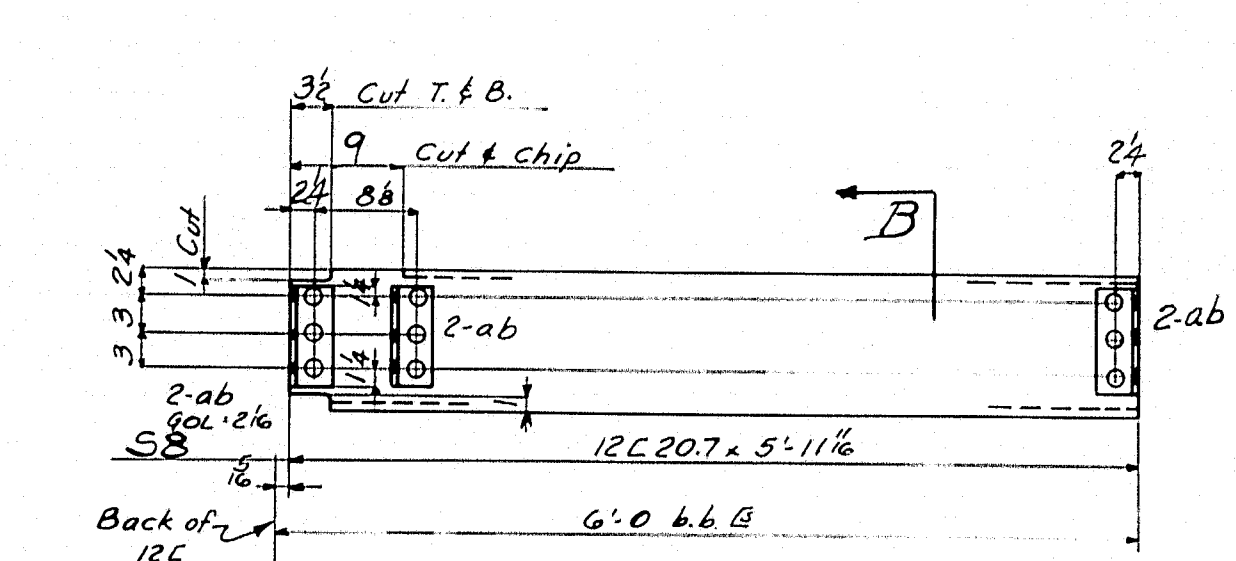
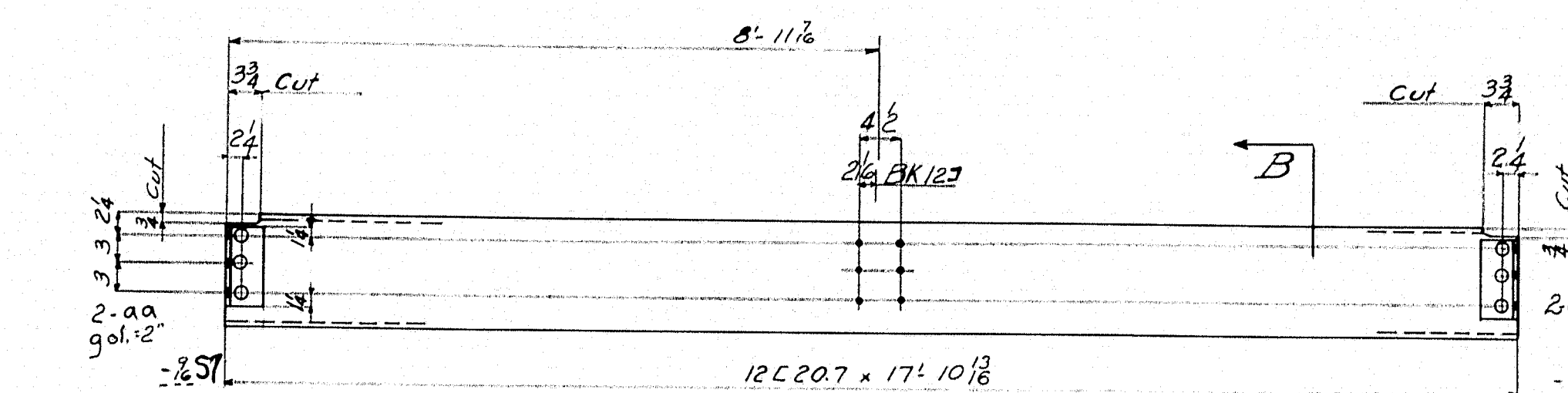
Adv. Bill 1



Sect A



Sect B



NOTE - ALL MATERIAL OVER 2 1/4" THICK TO BE DRILLED FROM THE SOLID.
HOLES MARKED RT TO BE SUBPUNCHED 1/4" SMALL AND REAMED TO SIZE TO A METAL TEMPLATE.

MATERIAL				ORDERED				MATERIAL				ORDERED			
LINE	ITEM	SHAPE	LENGTH	LINE	ITEM	SHAPE	LENGTH	LINE	ITEM	SHAPE	LENGTH	LINE	ITEM	SHAPE	LENGTH
10	16CB40	17' 10 3/8	S1	17	10	12C20.7	17' 10 3/8	45				45			
10	18CB50	17' 10 3/8	S2	17	10	12C20.7	17' 10 3/8	46				46			
10	18CB50	17' 10 3/8	S3	17	10	12C20.7	17' 10 3/8	47				47			
40	R	10' 5 1/2"	1 58" pa	17	10	12C20.7	17' 10 3/8	48				48			
10	18CB50	17' 10 3/8	S4	17	10	12C20.7	17' 10 3/8	49				49			
40	R		pa	17	10	12C20.7	17' 10 3/8	50				50			
5	18CB50	17' 10 3/8	S5	17	10	12C20.7	17' 10 3/8	51				51			
20	R		pa	17	10	12C20.7	17' 10 3/8	52				52			
				17	10	12C20.7	17' 10 3/8	53				53			
				17	10	12C20.7	17' 10 3/8	54				54			
				17	10	12C20.7	17' 10 3/8	55				55			
				17	10	12C20.7	17' 10 3/8	56				56			
				17	10	12C20.7	17' 10 3/8	57				57			
				17	10	12C20.7	17' 10 3/8	58				58			
				17	10	12C20.7	17' 10 3/8	59				59			
				17	10	12C20.7	17' 10 3/8	60				60			

Iron Bridge
over
Little Androscoggin River
Auburn Maine
Bridge No. 3895

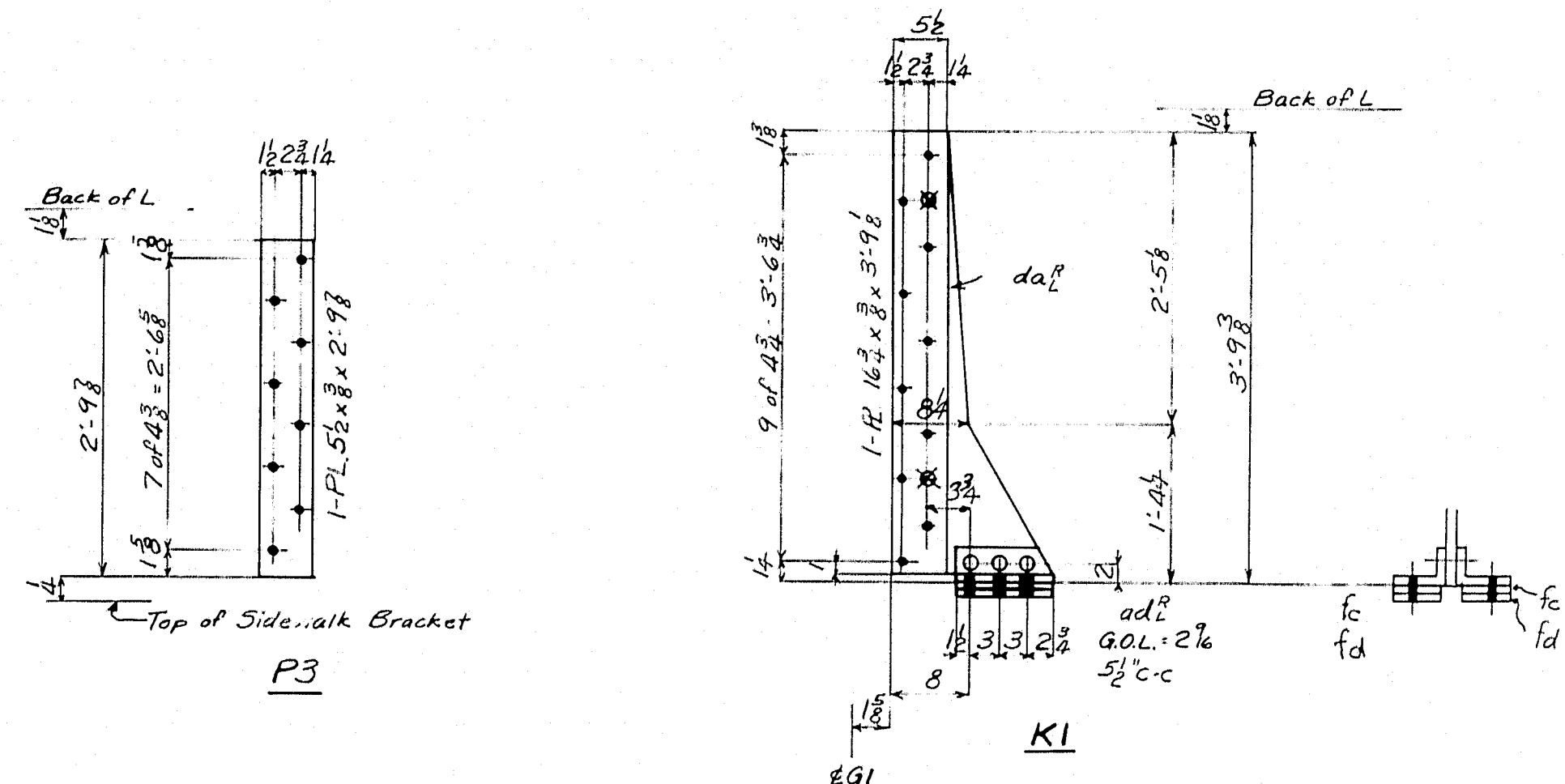
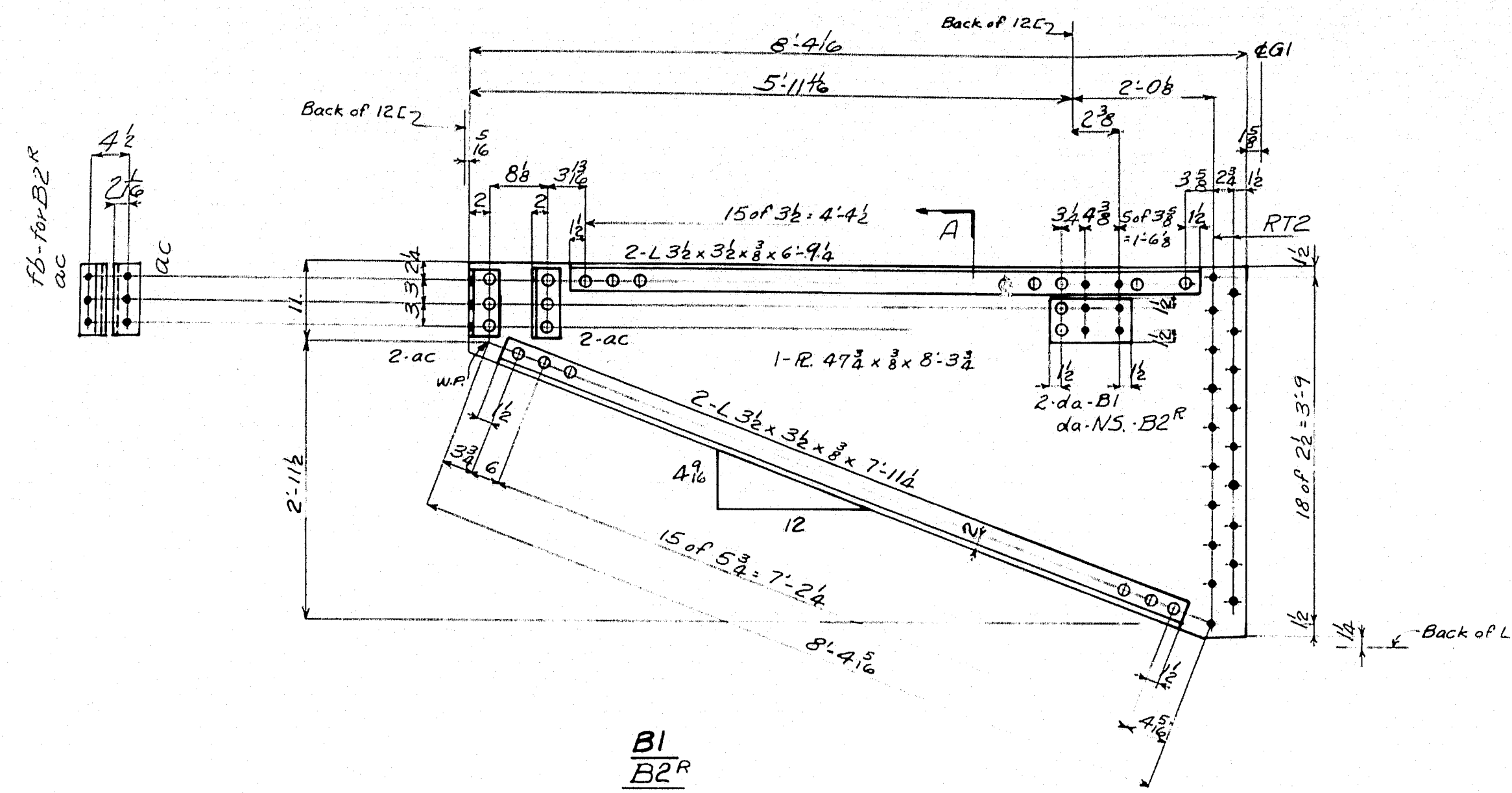
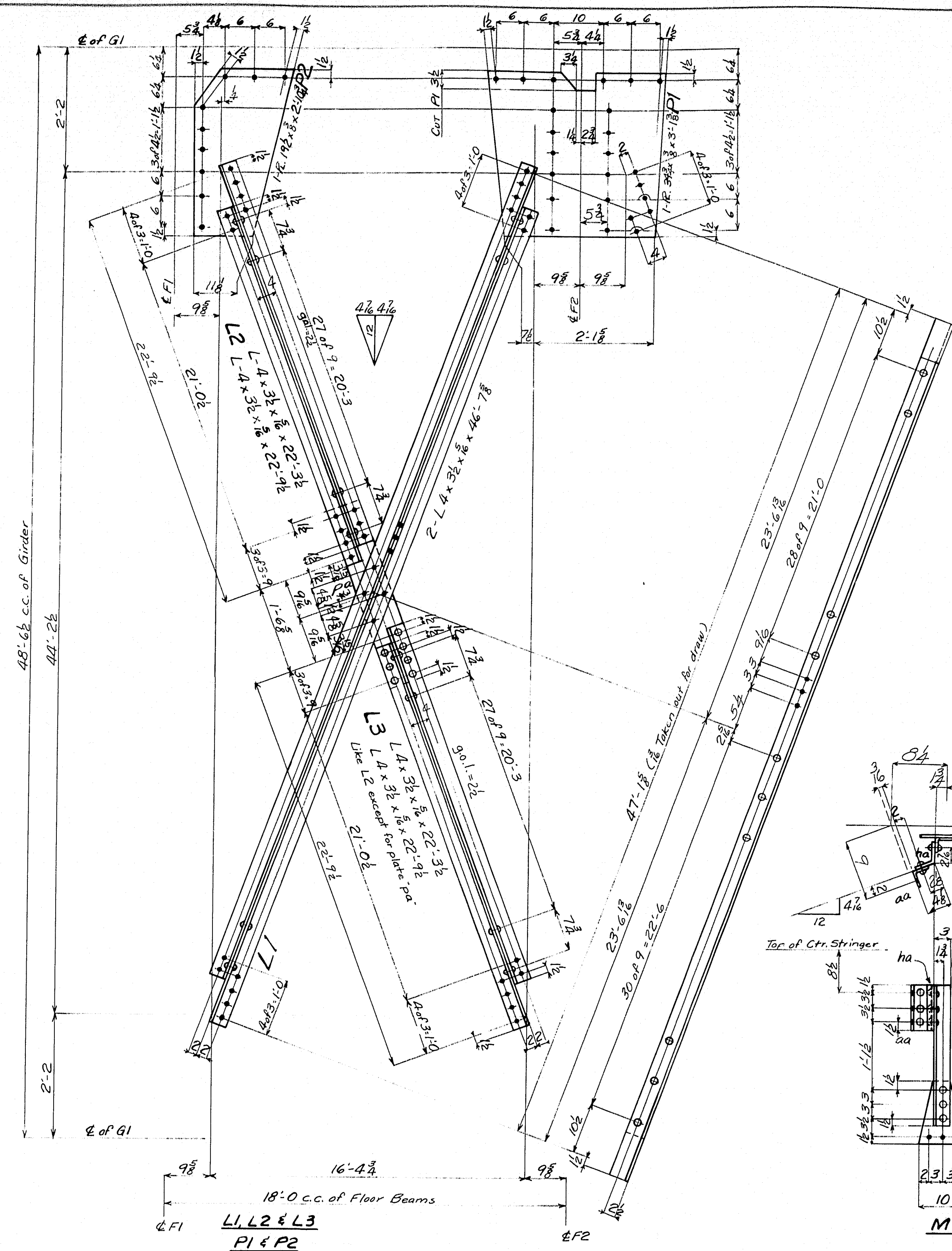
AMERICAN BRIDGE COMPANY

DRAWINGS MADE AT AMBRIDGE PLANT
WORK FABRICATED AT AMBRIDGE PLANT
IN CHARGE OF WHEELER DR #3
DRAWN BY: BM - MN DATE 2-17-47
DRAW. CHECKED BY WUM DATE 3-12-48

ORDER No. J4931 SHEET No. 3

Welding-Gross Wt. of Electrodes - 1#

Adv. Bill 1/2



NOTE: ALL MATERIAL OVER 3/4" THICK TO BE DRILLED FROM THE SOLID.
HOLES MARKED RT ARE TO BE SUBPUNCHED 1/4" SMALL AND REAMED TO SIZE TO A METAL TEMPLATE.

MATERIAL				ASSEMBLY MARK		REMARKS		CALCULATED WEIGHT FOR ONE SHIP PIECE		ORDERED		MATERIAL		ASSEMBLY MARK		REMARKS		CALCULATED WEIGHT FOR ONE SHIP PIECE		ORDERED		MATERIAL		ASSEMBLY MARK		REMARKS		CALCULATED WEIGHT FOR ONE SHIP PIECE		ORDERED		MATERIAL		ASSEMBLY MARK		REMARKS		CALCULATED WEIGHT FOR ONE SHIP PIECE		ORDERED		MATERIAL		ASSEMBLY MARK		REMARKS		CALCULATED WEIGHT FOR ONE SHIP PIECE		ORDERED		MATERIAL		ASSEMBLY MARK		REMARKS		CALCULATED WEIGHT FOR ONE SHIP PIECE		ORDERED		MATERIAL		ASSEMBLY MARK		REMARKS		CALCULATED WEIGHT FOR ONE SHIP PIECE		ORDERED		MATERIAL		ASSEMBLY MARK		REMARKS		CALCULATED WEIGHT FOR ONE SHIP PIECE		ORDERED		MATERIAL		ASSEMBLY MARK		REMARKS		CALCULATED WEIGHT FOR ONE SHIP PIECE		ORDERED		MATERIAL		ASSEMBLY MARK		REMARKS		CALCULATED WEIGHT FOR ONE SHIP PIECE		ORDERED		MATERIAL		ASSEMBLY MARK		REMARKS		CALCULATED WEIGHT FOR ONE SHIP PIECE		ORDERED		MATERIAL		ASSEMBLY MARK		REMARKS		CALCULATED WEIGHT FOR ONE SHIP PIECE		ORDERED		MATERIAL		ASSEMBLY MARK		REMARKS		CALCULATED WEIGHT FOR ONE SHIP PIECE		ORDERED		MATERIAL		ASSEMBLY MARK		REMARKS		CALCULATED WEIGHT FOR ONE SHIP PIECE		ORDERED		MATERIAL		ASSEMBLY MARK		REMARKS		CALCULATED WEIGHT FOR ONE SHIP PIECE		ORDERED		MATERIAL		ASSEMBLY MARK		REMARKS		CALCULATED WEIGHT FOR ONE SHIP PIECE		ORDERED		MATERIAL		ASSEMBLY MARK		REMARKS		CALCULATED WEIGHT FOR ONE SHIP PIECE		ORDERED		MATERIAL		ASSEMBLY MARK		REMARKS		CALCULATED WEIGHT FOR ONE SHIP PIECE		ORDERED		MATERIAL		ASSEMBLY MARK		REMARKS		CALCULATED WEIGHT FOR ONE SHIP PIECE		ORDERED		MATERIAL		ASSEMBLY MARK		REMARKS		CALCULATED WEIGHT FOR ONE SHIP PIECE		ORDERED		MATERIAL		ASSEMBLY MARK		REMARKS		CALCULATED WEIGHT FOR ONE SHIP PIECE		ORDERED		MATERIAL		ASSEMBLY MARK		REMARKS		CALCULATED WEIGHT FOR ONE SHIP PIECE		ORDERED		MATERIAL		ASSEMBLY MARK		REMARKS		CALCULATED WEIGHT FOR ONE SHIP PIECE		ORDERED		MATERIAL		ASSEMBLY MARK		REMARKS		CALCULATED WEIGHT FOR ONE SHIP PIECE		ORDERED		MATERIAL		ASSEMBLY MARK		REMARKS		CALCULATED WEIGHT FOR ONE SHIP PIECE		ORDERED		MATERIAL		ASSEMBLY MARK		REMARKS		CALCULATED WEIGHT FOR ONE SHIP PIECE		ORDERED		MATERIAL		ASSEMBLY MARK		REMARKS		CALCULATED WEIGHT FOR ONE SHIP PIECE		ORDERED		MATERIAL		ASSEMBLY MARK		REMARKS		CALCULATED WEIGHT FOR ONE SHIP PIECE		ORDERED		MATERIAL		ASSEMBLY MARK		REMARKS		CALCULATED WEIGHT FOR ONE SHIP PIECE		ORDERED		MATERIAL		ASSEMBLY MARK		REMARKS		CALCULATED WEIGHT FOR ONE SHIP PIECE		ORDERED		MATERIAL		ASSEMBLY MARK		REMARKS		CALCULATED WEIGHT FOR ONE SHIP PIECE		ORDERED		MATERIAL		ASSEMBLY MARK		REMARKS		CALCULATED WEIGHT FOR ONE SHIP PIECE		ORDERED		MATERIAL		ASSEMBLY MARK		REMARKS		CALCULATED WEIGHT FOR ONE SHIP PIECE		ORDERED		MATERIAL		ASSEMBLY MARK		REMARKS		CALCULATED WEIGHT FOR ONE SHIP PIECE		ORDERED		MATERIAL		ASSEMBLY MARK		REMARKS		CALCULATED WEIGHT FOR ONE SHIP PIECE		ORDERED		MATERIAL		ASSEMBLY MARK		REMARKS		CALCULATED WEIGHT FOR ONE SHIP PIECE		ORDERED		MATERIAL		ASSEMBLY MARK		REMARKS		CALCULATED WEIGHT FOR ONE SHIP PIECE		ORDERED		MATERIAL		ASSEMBLY MARK		REMARKS		CALCULATED WEIGHT FOR ONE SHIP PIECE		ORDERED		MATERIAL		ASSEMBLY MARK		REMARKS		CALCULATED WEIGHT FOR ONE SHIP PIECE		ORDERED		MATERIAL		ASSEMBLY MARK		REMARKS		CALCULATED WEIGHT FOR ONE SHIP PIECE		ORDERED		MATERIAL		ASSEMBLY MARK		REMARKS		CALCULATED WEIGHT FOR ONE SHIP PIECE		ORDERED		MATERIAL		ASSEMBLY MARK		REMARKS		CALCULATED WEIGHT FOR ONE SHIP PIECE		ORDERED		MATERIAL		ASSEMBLY MARK		REMARKS		CALCULATED WEIGHT FOR ONE SHIP PIECE		ORDERED		MATERIAL		ASSEMBLY MARK		REMARKS		CALCULATED WEIGHT FOR ONE SHIP PIECE		ORDERED		MATERIAL		ASSEMBLY MARK		REMARKS		CALCULATED WEIGHT FOR ONE SHIP PIECE		ORDERED		MATERIAL		ASSEMBLY MARK		REMARKS		CALCULATED WEIGHT FOR ONE SHIP PIECE		ORDERED		MATERIAL		ASSEMBLY MARK		REMARKS		CALCULATED WEIGHT FOR ONE SHIP PIECE		ORDERED		MATERIAL		ASSEMBLY MARK		REMARKS		CALCULATED WEIGHT FOR ONE SHIP PIECE		ORDERED		MATERIAL		ASSEMBLY MARK		REMARKS		CALCULATED WEIGHT FOR ONE SHIP PIECE		ORDERED		MATERIAL		ASSEMBLY MARK		REMARKS		CALCULATED WEIGHT FOR ONE SHIP PIECE		ORDERED		MATERIAL		ASSEMBLY MARK		REMARKS		CALCULATED WEIGHT FOR ONE SHIP PIECE		ORDERED		MATERIAL		ASSEMBLY MARK		REMARKS		CALCULATED WEIGHT FOR ONE SHIP PIECE		ORDERED		MATERIAL		ASSEMBLY MARK		REMARKS		CALCULATED WEIGHT FOR ONE SHIP PIECE		ORDERED		MATERIAL		ASSEMBLY MARK		REMARKS		CALCULATED WEIGHT FOR ONE SHIP PIECE		ORDERED		MATERIAL		ASSEMBLY MARK		REMARKS		CALCULATED WEIGHT FOR ONE SHIP PIECE		ORDERED		MATERIAL		ASSEMBLY MARK		REMARKS		CALCULATED WEIGHT FOR ONE SHIP PIECE		ORDERED		MATERIAL		ASSEMBLY MARK		REMARKS		CALCULATED WEIGHT FOR ONE SHIP PIECE		ORDERED		MATERIAL		ASSEMBLY MARK		REMARKS		CALCULATED WEIGHT FOR ONE SHIP PIECE		ORDERED		MATERIAL		ASSEMBLY MARK		REMARKS		CALCULATED WEIGHT FOR ONE SHIP PIECE		ORDERED		MATERIAL		ASSEMBLY MARK		REMARKS		CALCULATED WEIGHT FOR ONE SHIP PIECE		ORDERED		MATERIAL		ASSEMBLY MARK		REMARKS		CALCULATED WEIGHT FOR ONE SHIP PIECE		ORDERED		MATERIAL		ASSEMBLY MARK		REMARKS		CALCULATED WEIGHT FOR ONE SHIP PIECE		ORDERED		MATERIAL		ASSEMBLY MARK		REMARKS		CALCULATED WEIGHT FOR ONE SHIP PIECE		ORDERED		MATERIAL		ASSEMBLY MARK		REMARKS		CALCULATED WEIGHT FOR ONE SHIP PIECE		ORDERED		MATERIAL		ASSEMBLY MARK		REMARKS		CALCULATED WEIGHT FOR ONE SHIP PIECE		ORDERED		MATERIAL		ASSEMBLY MARK		REMARKS		CALCULATED WEIGHT FOR ONE SHIP PIECE		ORDERED		MATERIAL		ASSEMBLY MARK		REMARKS		CALCULATED WEIGHT FOR ONE SHIP PIECE		ORDERED		MATERIAL		ASSEMBLY MARK		REMARKS		CALCULATED WEIGHT FOR ONE SHIP PIECE		ORDERED		MATERIAL		ASSEMBLY MARK		REMARKS		CALCULATED WEIGHT FOR ONE SHIP PIECE		ORDERED		MATERIAL		ASSEMBLY MARK		REMARKS		CALCULATED WEIGHT FOR ONE SHIP PIECE		ORDERED		MATERIAL		ASSEMBLY MARK		REMARKS		CALCULATED WEIGHT FOR ONE SHIP PIECE		ORDERED		MATERIAL		ASSEMBLY MARK		REMARKS		CALCULATED WEIGHT FOR ONE SHIP PIECE		ORDERED		MATERIAL		ASSEMBLY MARK		REMARKS	
----------	--	--	--	---------------	--	---------	--	--------------------------------------	--	---------	--	----------	--	---------------	--	---------	--	--------------------------------------	--	---------	--	----------	--	---------------	--	---------	--	--------------------------------------	--	---------	--	----------	--	---------------	--	---------	--	--------------------------------------	--	---------	--	----------	--	---------------	--	---------	--	--------------------------------------	--	---------	--	----------	--	---------------	--	---------	--	--------------------------------------	--	---------	--	----------	--	---------------	--	---------	--	--------------------------------------	--	---------	--	----------	--	---------------	--	---------	--	--------------------------------------	--	---------	--	----------	--	---------------	--	---------	--	--------------------------------------	--	---------	--	----------	--	---------------	--	---------	--	--------------------------------------	--	---------	--	----------	--	---------------	--	---------	--	--------------------------------------	--	---------	--	----------	--	---------------	--	---------	--	--------------------------------------	--	---------	--	----------	--	---------------	--	---------	--	--------------------------------------	--	---------	--	----------	--	---------------	--	---------	--	--------------------------------------	--	---------	--	----------	--	---------------	--	---------	--	--------------------------------------	--	---------	--	----------	--	---------------	--	---------	--	--------------------------------------	--	---------	--	----------	--	---------------	--	---------	--	--------------------------------------	--	---------	--	----------	--	---------------	--	---------	--	--------------------------------------	--	---------	--	----------	--	---------------	--	---------	--	--------------------------------------	--	---------	--	----------	--	---------------	--	---------	--	--------------------------------------	--	---------	--	----------	--	---------------	--	---------	--	--------------------------------------	--	---------	--	----------	--	---------------	--	---------	--	--------------------------------------	--	---------	--	----------	--	---------------	--	---------	--	--------------------------------------	--	---------	--	----------	--	---------------	--	---------	--	--------------------------------------	--	---------	--	----------	--	---------------	--	---------	--	--------------------------------------	--	---------	--	----------	--	---------------	--	---------	--	--------------------------------------	--	---------	--	----------	--	---------------	--	---------	--	--------------------------------------	--	---------	--	----------	--	---------------	--	---------	--	--------------------------------------	--	---------	--	----------	--	---------------	--	---------	--	--------------------------------------	--	---------	--	----------	--	---------------	--	---------	--	--------------------------------------	--	---------	--	----------	--	---------------	--	---------	--	--------------------------------------	--	---------	--	----------	--	---------------	--	---------	--	--------------------------------------	--	---------	--	----------	--	---------------	--	---------	--	--------------------------------------	--	---------	--	----------	--	---------------	--	---------	--	--------------------------------------	--	---------	--	----------	--	---------------	--	---------	--	--------------------------------------	--	---------	--	----------	--	---------------	--	---------	--	--------------------------------------	--	---------	--	----------	--	---------------	--	---------	--	--------------------------------------	--	---------	--	----------	--	---------------	--	---------	--	--------------------------------------	--	---------	--	----------	--	---------------	--	---------	--	--------------------------------------	--	---------	--	----------	--	---------------	--	---------	--	--------------------------------------	--	---------	--	----------	--	---------------	--	---------	--	--------------------------------------	--	---------	--	----------	--	---------------	--	---------	--	--------------------------------------	--	---------	--	----------	--	---------------	--	---------	--	--------------------------------------	--	---------	--	----------	--	---------------	--	---------	--	--------------------------------------	--	---------	--	----------	--	---------------	--	---------	--	--------------------------------------	--	---------	--	----------	--	---------------	--	---------	--	--------------------------------------	--	---------	--	----------	--	---------------	--	---------	--	--------------------------------------	--	---------	--	----------	--	---------------	--	---------	--	--------------------------------------	--	---------	--	----------	--	---------------	--	---------	--	--------------------------------------	--	---------	--	----------	--	---------------	--	---------	--	--------------------------------------	--	---------	--	----------	--	---------------	--	---------	--	--------------------------------------	--	---------	--	----------	--	---------------	--	---------	--	--------------------------------------	--	---------	--	----------	--	---------------	--	---------	--	--------------------------------------	--	---------	--	----------	--	---------------	--	---------	--	--------------------------------------	--	---------	--	----------	--	---------------	--	---------	--	--------------------------------------	--	---------	--	----------	--	---------------	--	---------	--	--------------------------------------	--	---------	--	----------	--	---------------	--	---------	--	--------------------------------------	--	---------	--	----------	--	---------------	--	---------	--	--------------------------------------	--	---------	--	----------	--	---------------	--	---------	--	--------------------------------------	--	---------	--	----------	--	---------------	--	---------	--	--------------------------------------	--	---------	--	----------	--	---------------	--	---------	--	--------------------------------------	--	---------	--	----------	--	---------------	--	---------	--	--------------------------------------	--	---------	--	----------	--	---------------	--	---------	--	--------------------------------------	--	---------	--	----------	--	---------------	--	---------	--	--------------------------------------	--	---------	--	----------	--	---------------	--	---------	--	--------------------------------------	--	---------	--	----------	--	---------------	--	---------	--	--------------------------------------	--	---------	--	----------	--	---------------	--	---------	--	--------------------------------------	--	---------	--	----------	--	---------------	--	---------	--	--------------------------------------	--	---------	--	----------	--	---------------	--	---------	--	--------------------------------------	--	---------	--	----------	--	---------------	--	---------	--	--------------------------------------	--	---------	--	----------	--	---------------	--	---------	--	--------------------------------------	--	---------	--	----------	--	---------------	--	---------	--	--------------------------------------	--	---------	--	----------	--	---------------	--	---------	--

Iron Bridge
over
Little Androscoggin River
Auburn Maine
Bridge No. 3895

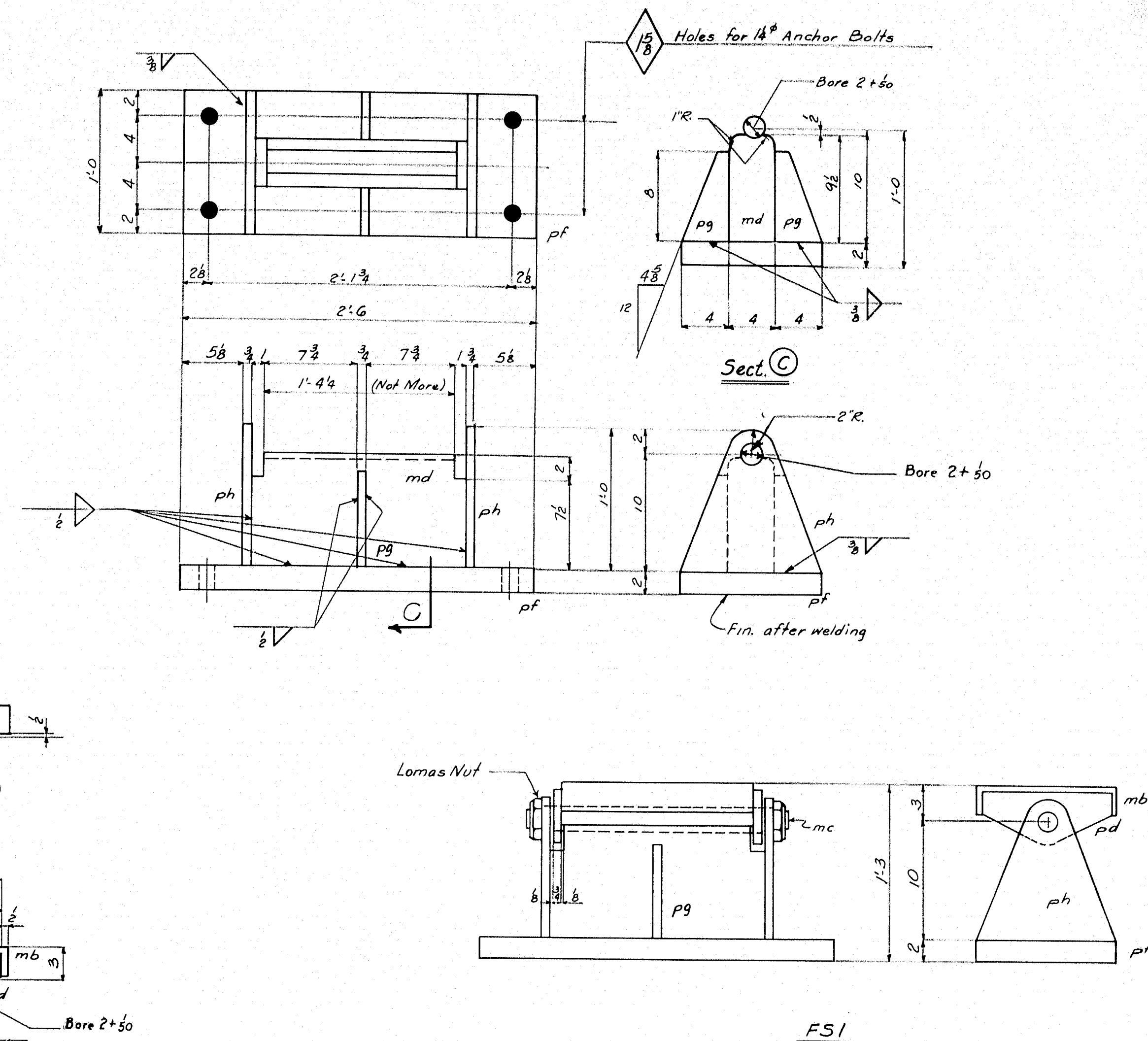
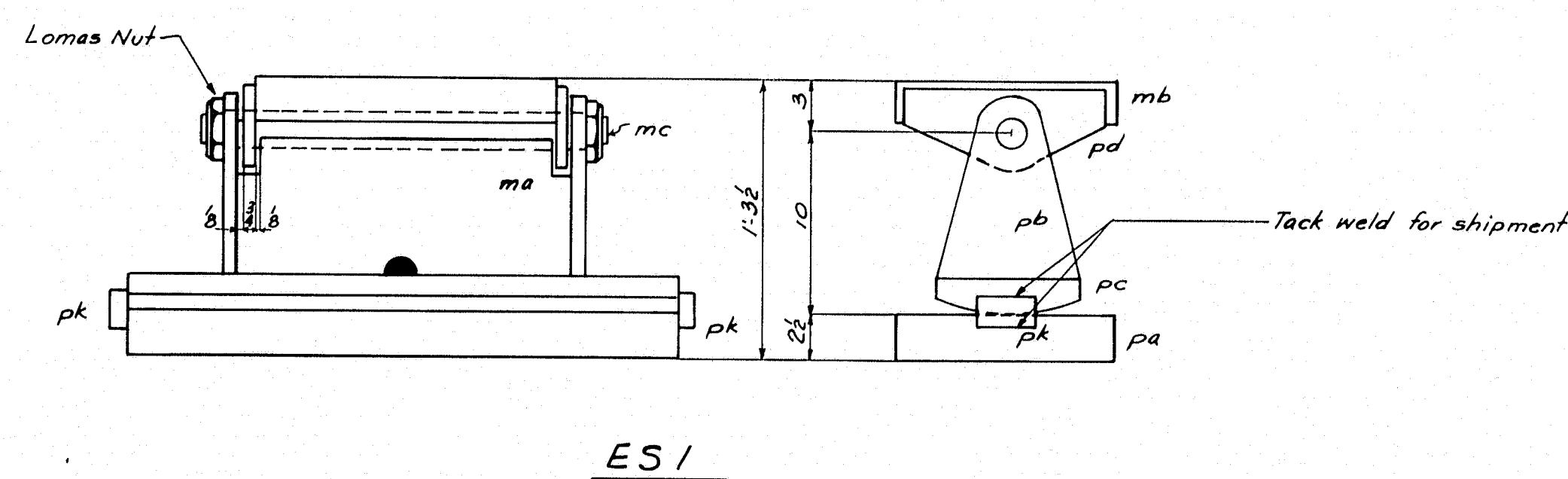
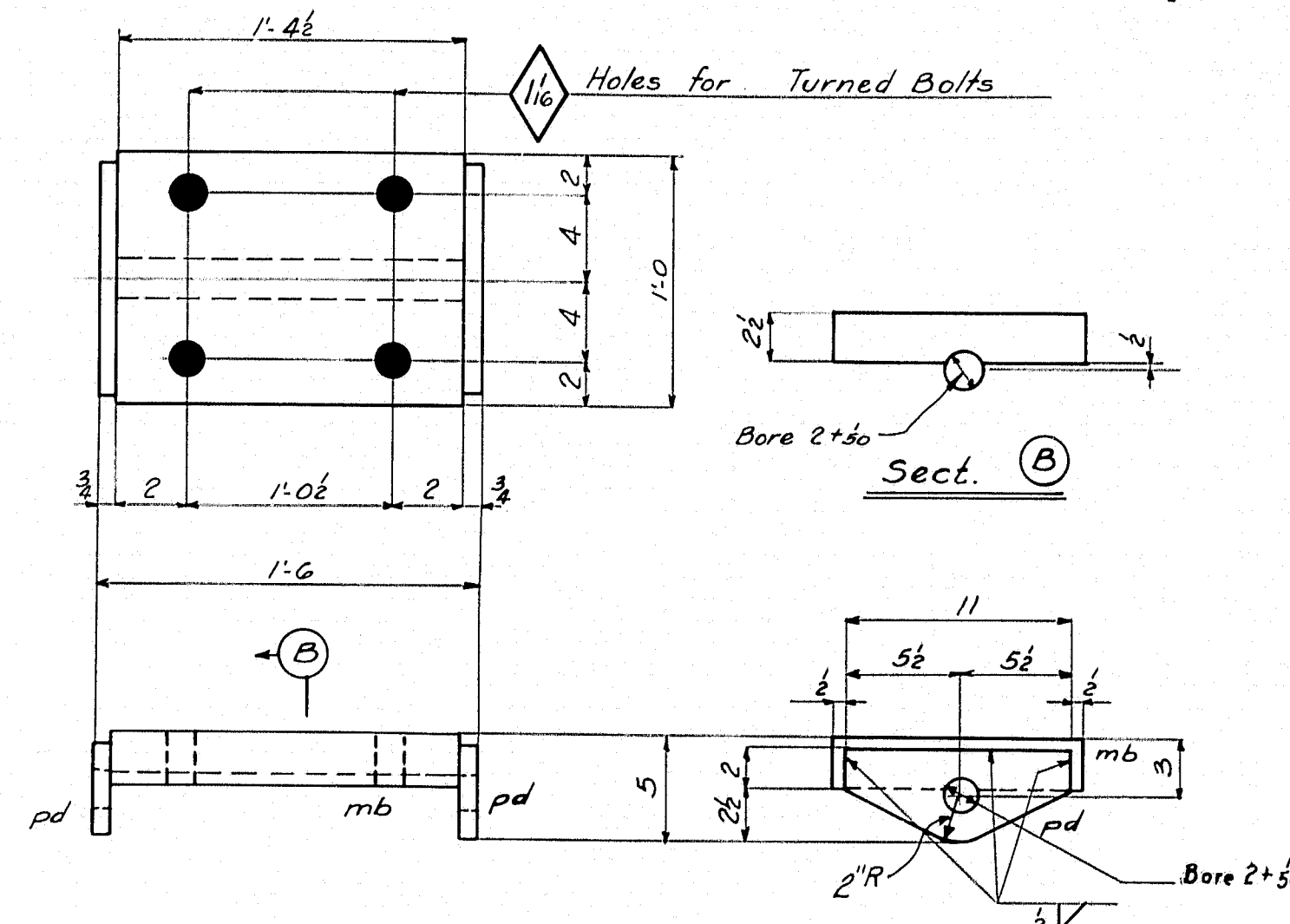
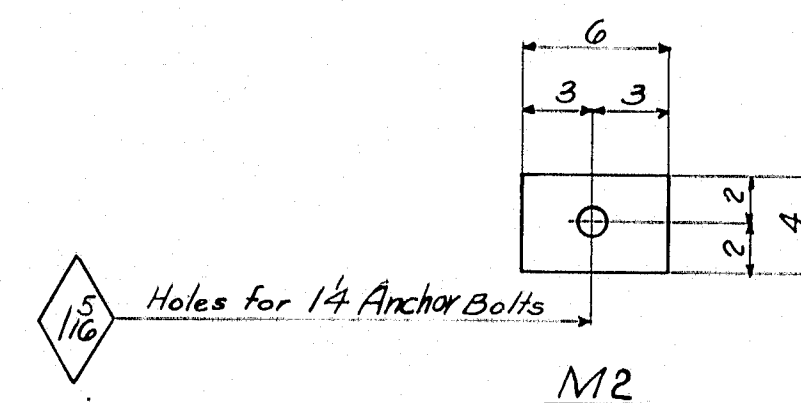
AMERICAN BRIDGE COMPANY
UNITED STATES PAT. 1,553,115

DRAWINGS MADE AT AMBRIDGE PLANT
WORK FABRICATED AT AMBRIDGE PLANT
IN CHARGE OF WHEELER D.R.#3
DRAW. MADE BY BM - BMG DATE 2-15-48
DRAW. CHECKED BY LUCY M. DATE 3-15-48

ORDER No. J4931 SHEET No. 4

REVISIONS
F
E
D
C
B
A
X
PAINT: Yes-Except as Noted
CONTACT SURFACES: No
RIVETS - 3/8
HOLES - 1/2

Welding-Grass Wt. of Electrodes
Adv. Bill 1/2

[illegible]

WASHER MI, SHOES ESI & FSI

**Iron Bridge
over
Little Androscoggin River
Auburn Maine
Bridge No. 3895**

AMERICAN BRIDGE COMPANY

DRAWINGS MADE AT AMBRIDGE PLANT
WORK FABRICATED AT AMBRIDGE PLANT
IN CHARGE OF WHEELER D.R. #3
DRAW. MADE BY BM - MN DATE 1-30-48
DRAW. CHECKED BY WAM DATE 3-15-48

ORDER No. 14931 SHEET No. 5

PAINT: YES
CONTACT SURFACES: NO

F	
E	
D	
C	
B	
X	

REVISIONS

Welding-Gross Wt. of Electrodes - 307

Adv. Bill - 3

46-37

